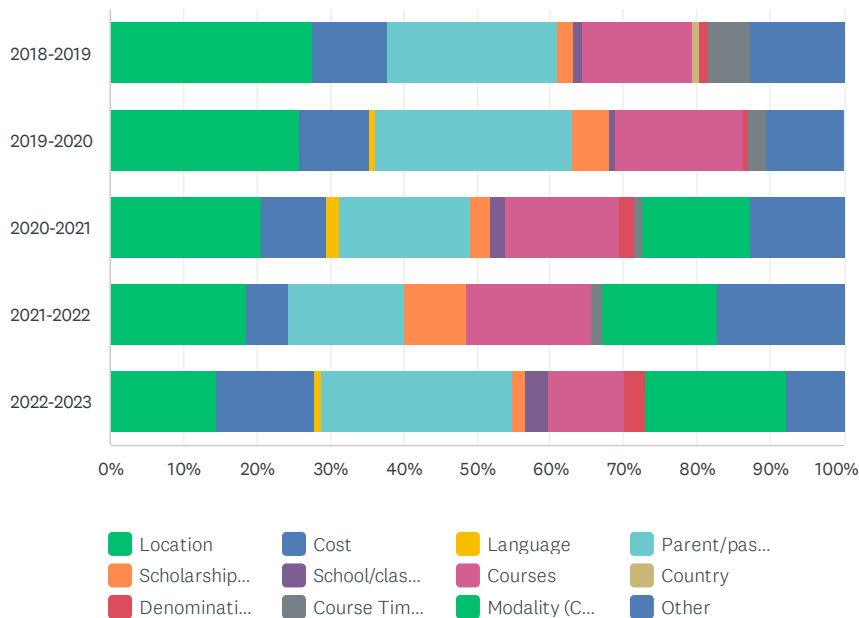


Survey of SCS Student Opinions

Q1 Please select the main reason you chose to attend Stark College & Seminary (please choose only one):

Answered: 479 Skipped: 0



	LOCATION	COST	LANGUAGE	PARENT/PASTOR/FRIEND	SCHOLARSHIPS/FINANCIAL AID	SCHOOL/CLASS SIZE	COURSES	COUNT
2018-2019	27.59% 24	10.34% 9	0.00% 0	22.99% 20	2.30% 2	1.15% 1	14.94% 13	1.15
2019-2020	25.86% 30	9.48% 11	0.86% 1	26.72% 31	5.17% 6	0.86% 1	17.24% 20	0.00
2020-2021	20.59% 21	8.82% 9	1.96% 2	17.65% 18	2.94% 3	1.96% 2	15.69% 16	0.00
2021-2022	18.57% 13	5.71% 4	0.00% 0	15.71% 11	8.57% 6	0.00% 0	17.14% 12	0.00
2022-2023	14.42% 15	13.46% 14	0.96% 1	25.96% 27	1.92% 2	2.88% 3	10.58% 11	0.00
Total Respondents	103	47	4	107	19	7	72	1
				OTHER:		TOTAL		
2018-2019					11			11
2019-2020					15			15
2020-2021					17			17
2021-2022					14			14
2022-2023					16			16

Q2 Program in which you are currently enrolled:

Compare rules do not apply to this question

Survey of SCS Student Opinions

Q3 Year in which you plan to graduate:

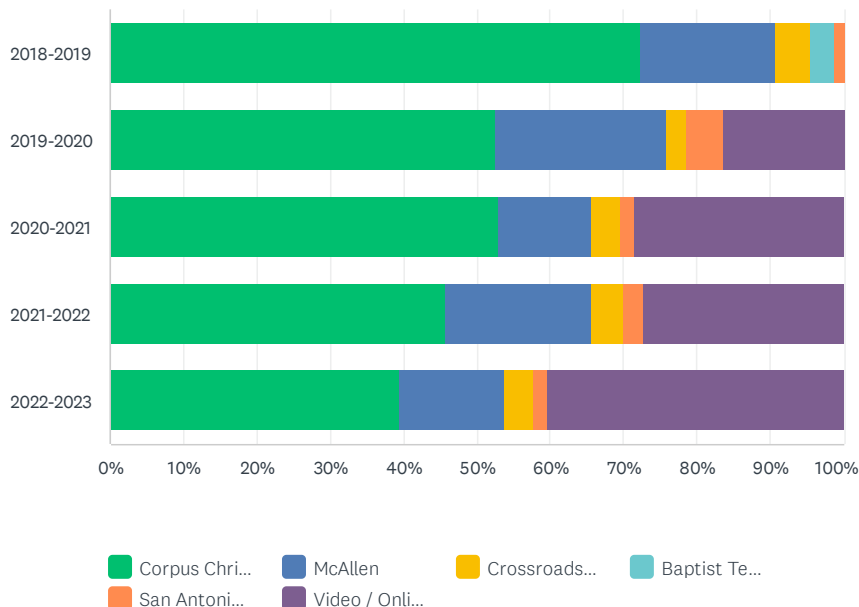
Answered: 479 Skipped: 0

	YEAR IN WHICH YOU PLAN TO GRADUATE:		TOTAL
2018-2019		100.00% 87	18.16% 87
2019-2020		100.00% 116	24.22% 116
2020-2021		100.00% 102	21.29% 102
2021-2022		100.00% 70	14.61% 70
2022-2023		100.00% 104	21.71% 104
Total Respondents	479		479

Survey of SCS Student Opinions

Q4 Campus you are currently attending:

Answered: 479 Skipped: 0

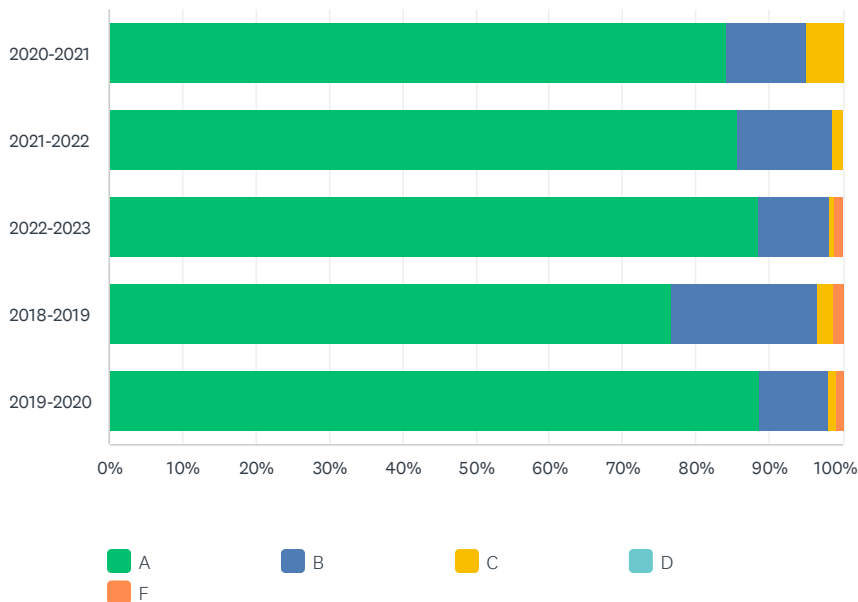


	CORPUS CHRISTI	MCALLEN	CROSSROADS/VICTORIA/NORTHSIDE BAPTIST CHURCH	BAPTIST TEMPLE	SAN ANTONIO/RESURRECTION BAPTIST CHURCH/ANTIOCH BAPTIST CHURCH	VIDEO / ONLINE	TOTAL
2018-2019	72.41% 63	18.39% 16	4.60% 4	3.45% 3	1.15% 1	0.00% 0	18.16% 87
2019-2020	52.59% 61	23.28% 27	2.59% 3	0.00% 0	5.17% 6	16.38% 19	24.22% 116
2020-2021	52.94% 54	12.75% 13	3.92% 4	0.00% 0	1.96% 2	28.43% 29	21.29% 102
2021-2022	45.71% 32	20.00% 14	4.29% 3	0.00% 0	2.86% 2	27.14% 19	14.61% 70
2022-2023	39.42% 41	14.42% 15	3.85% 4	0.00% 0	1.92% 2	40.38% 42	21.71% 104
Total Respondents	251	85	18	3	13	109	479
	OTHER (PLEASE SPECIFY)					TOTAL	
2018-2019					4		4
2019-2020					7		7
2020-2021					3		3
2021-2022					3		3
2022-2023					1		1

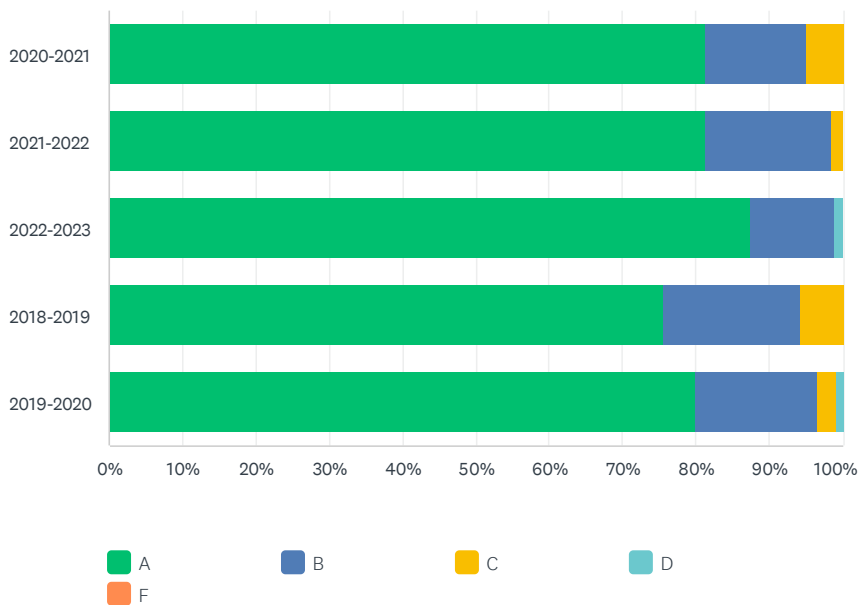
Q5 What grade would you give your degree program at SCS for its ability to prepare you to do the following:

Answered: 477 Skipped: 2

Demonstrate a basic knowledge of the history and interpretation of the Christian Scri...

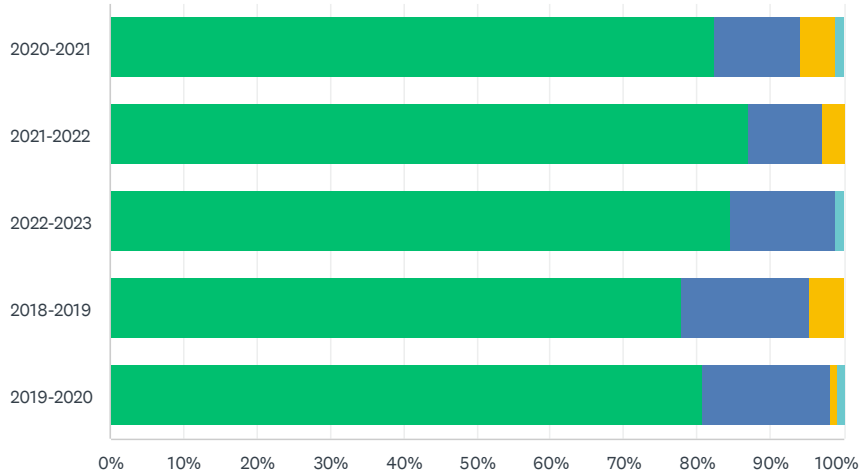


Apply the practices of spiritual formation as they relate to your relationships with ...

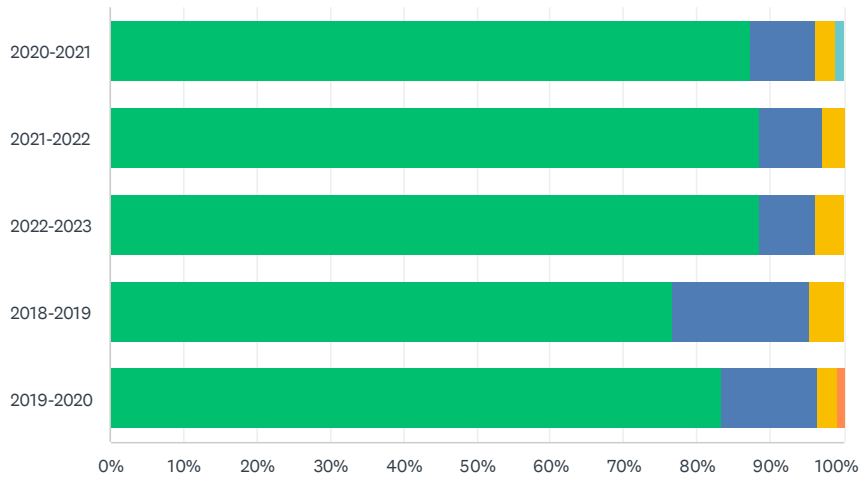


Survey of SCS Student Opinions

Integrate a basic understanding of the tenets of the Christian faith and the practice...



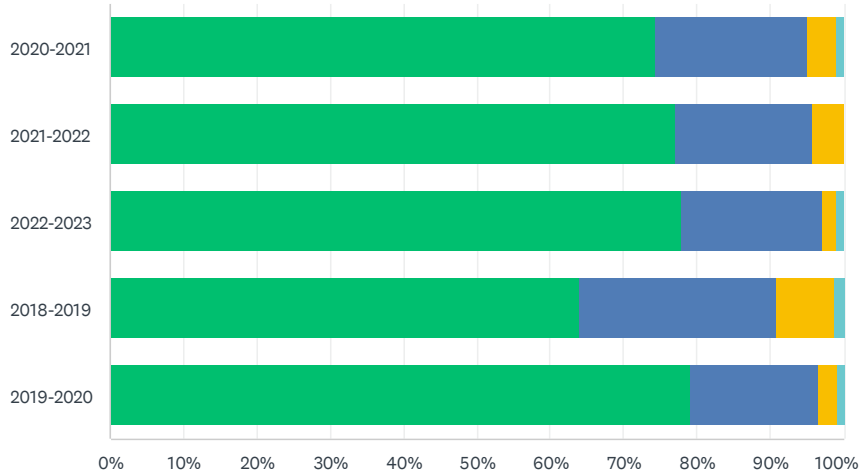
■ A ■ B ■ C ■ D
■ F
Value diversity.



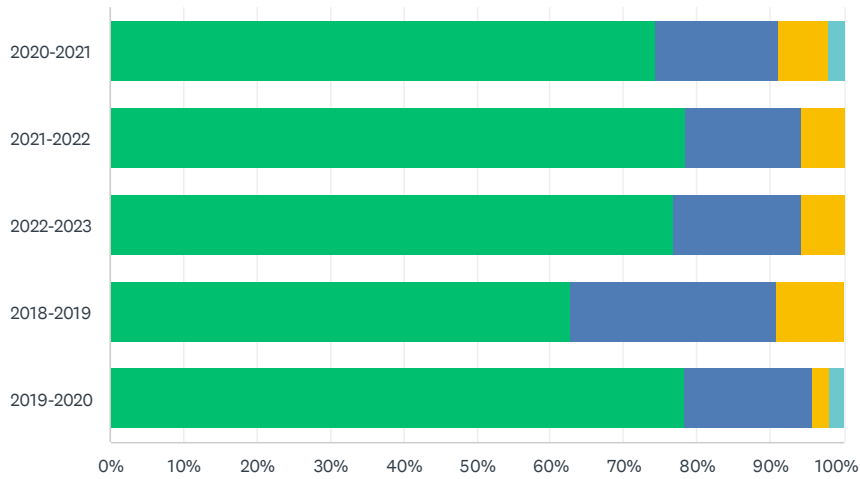
■ A ■ B ■ C ■ D
■ F

Survey of SCS Student Opinions

Practice leadership skills for use in life and ministry.

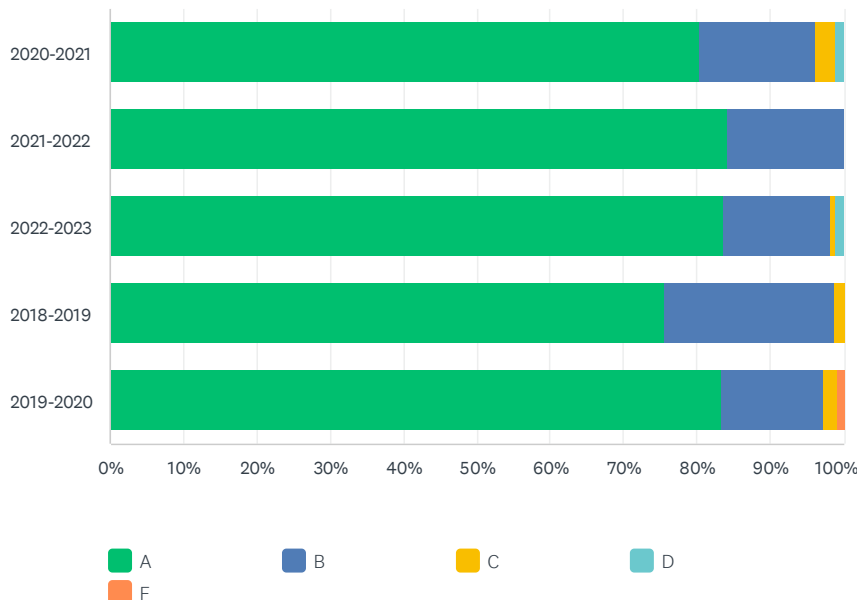


Demonstrate digital fluency.



Survey of SCS Student Opinions

Develop a Biblical worldview.



Demonstrate a basic knowledge of the history and interpretation of the Christian Scriptures.								
	A	B	C	D	F			TOTAL
2020-2021	84.31% 86	10.78% 11	4.90% 5	0.00% 0	0.00% 0			21.38% 102
2021-2022	85.71% 60	12.86% 9	1.43% 1	0.00% 0	0.00% 0			14.68% 70
2022-2023	88.46% 92	9.62% 10	0.96% 1	0.00% 0	0.96% 1			21.80% 104
2018-2019	76.74% 66	19.77% 17	2.33% 2	0.00% 0	1.16% 1			18.03% 86
2019-2020	88.70% 102	9.57% 11	0.87% 1	0.00% 0	0.87% 1			24.11% 115
Apply the practices of spiritual formation as they relate to your relationships with God, family, the church, and the world.								
	A	B	C	D	F			TOTAL
2020-2021	81.37% 83	13.73% 14	4.90% 5	0.00% 0	0.00% 0			21.38% 102
2021-2022	81.43% 57	17.14% 12	1.43% 1	0.00% 0	0.00% 0			14.68% 70
2022-2023	87.50% 91	11.54% 12	0.00% 0	0.96% 1	0.00% 0			21.80% 104
2018-2019	75.58% 65	18.60% 16	5.81% 5	0.00% 0	0.00% 0			18.03% 86
2019-2020	80.00% 92	16.52% 19	2.61% 3	0.87% 1	0.00% 0			24.11% 115
Integrate a basic understanding of the tenets of the Christian faith and the practice of the faith in everyday life.								
	A	B	C	D	F			TOTAL
2020-2021	82.35% 84	11.76% 12	4.90% 5	0.98% 1	0.00% 0			21.38% 102
2021-2022	87.14% 61	10.00% 7	2.86% 2	0.00% 0	0.00% 0			14.68% 70
2022-2023	84.62% 88	14.42% 15	0.00% 0	0.96% 1	0.00% 0			21.80% 104
2018-2019	77.91% 67	17.44% 15	4.65% 4	0.00% 0	0.00% 0			18.03% 86
2019-2020	80.87% 93	17.39% 20	0.87% 1	0.87% 1	0.00% 0			24.11% 115

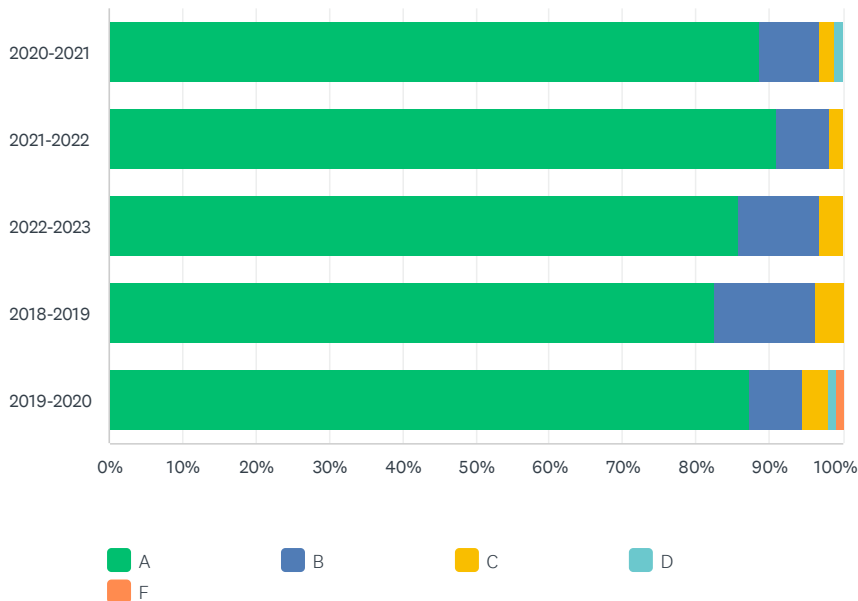
Survey of SCS Student Opinions

Value diversity.							
	A	B	C	D	F		TOTAL
2020-2021	87.25% 89	8.82% 9	2.94% 3	0.98% 1	0.00% 0		21.38% 102
2021-2022	88.57% 62	8.57% 6	2.86% 2	0.00% 0	0.00% 0		14.68% 70
2022-2023	88.46% 92	7.69% 8	3.85% 4	0.00% 0	0.00% 0		21.80% 104
2018-2019	76.74% 66	18.60% 16	4.65% 4	0.00% 0	0.00% 0		18.03% 86
2019-2020	83.48% 96	13.04% 15	2.61% 3	0.00% 0	0.87% 1		24.11% 115
Practice leadership skills for use in life and ministry.							
	A	B	C	D	F		TOTAL
2020-2021	74.51% 76	20.59% 21	3.92% 4	0.98% 1	0.00% 0		21.38% 102
2021-2022	77.14% 54	18.57% 13	4.29% 3	0.00% 0	0.00% 0		14.68% 70
2022-2023	77.88% 81	19.23% 20	1.92% 2	0.96% 1	0.00% 0		21.80% 104
2018-2019	63.95% 55	26.74% 23	8.14% 7	1.16% 1	0.00% 0		18.03% 86
2019-2020	79.13% 91	17.39% 20	2.61% 3	0.87% 1	0.00% 0		24.11% 115
Demonstrate digital fluency.							
	A	B	C	D	F		TOTAL
2020-2021	74.51% 76	16.67% 17	6.86% 7	1.96% 2	0.00% 0		21.38% 102
2021-2022	78.57% 55	15.71% 11	5.71% 4	0.00% 0	0.00% 0		14.68% 70
2022-2023	76.92% 80	17.31% 18	5.77% 6	0.00% 0	0.00% 0		21.80% 104
2018-2019	62.79% 54	27.91% 24	9.30% 8	0.00% 0	0.00% 0		18.03% 86
2019-2020	78.26% 90	17.39% 20	2.61% 3	1.74% 2	0.00% 0		24.11% 115
Develop a Biblical worldview.							
	A	B	C	D	F		TOTAL
2020-2021	80.39% 82	15.69% 16	2.94% 3	0.98% 1	0.00% 0		21.38% 102
2021-2022	84.29% 59	15.71% 11	0.00% 0	0.00% 0	0.00% 0		14.68% 70
2022-2023	83.65% 87	14.42% 15	0.96% 1	0.96% 1	0.00% 0		21.80% 104
2018-2019	75.58% 65	23.26% 20	1.16% 1	0.00% 0	0.00% 0		18.03% 86
2019-2020	83.48% 96	13.91% 16	1.74% 2	0.00% 0	0.87% 1		24.11% 115

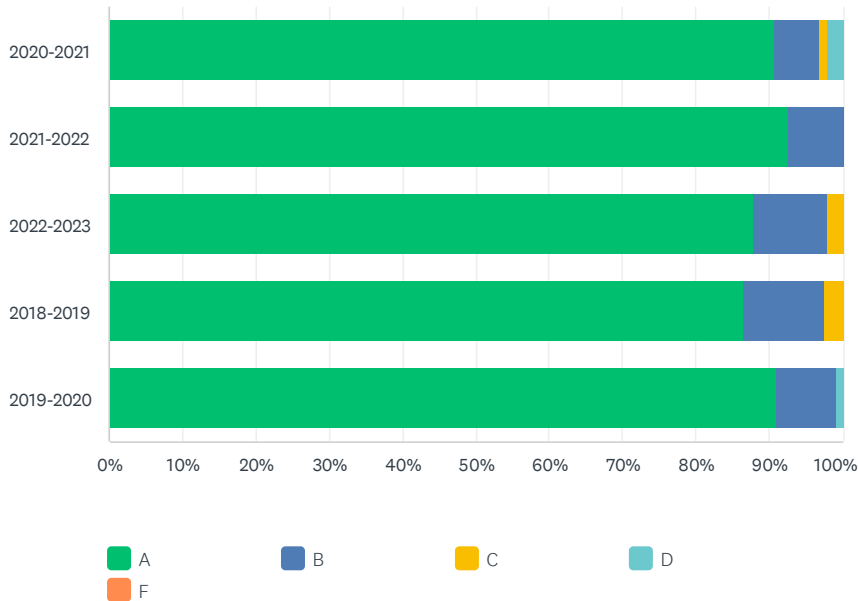
Q6 ADMISSIONS

Answered: 442 Skipped: 37

Materials sent to you about SCS were fully informative and complete.

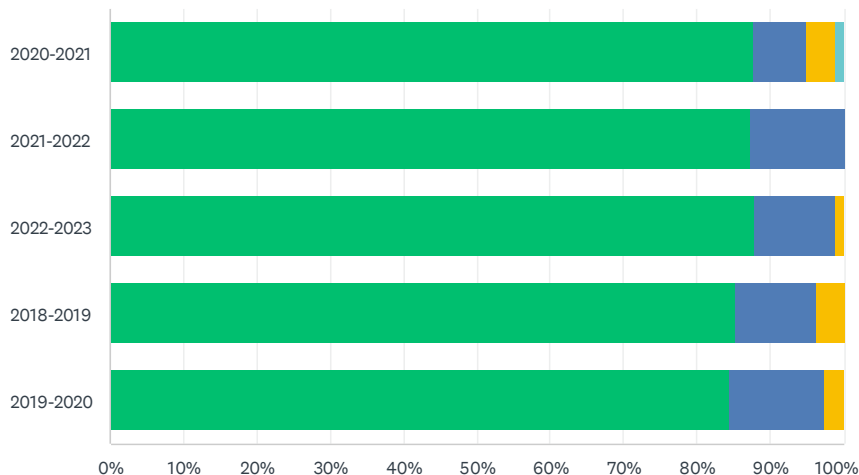


SCS answered your questions quickly and completely.

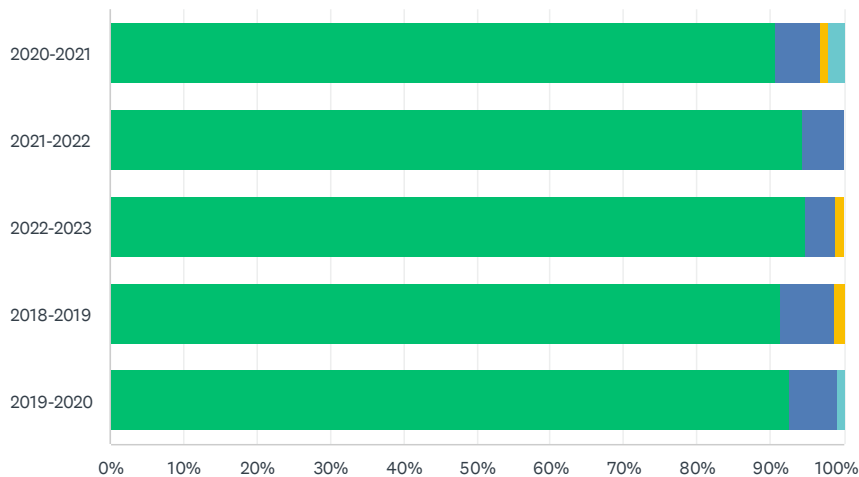


Survey of SCS Student Opinions

The SCS offices are open when you need information.



The SCS staff provided you with all the assistance you requested.



Materials sent to you about SCS were fully informative and complete.

	A	B	C	D	F	TOTAL
2020-2021	88.66% 86	8.25% 8	2.06% 2	1.03% 1	0.00% 0	21.95% 97
2021-2022	90.91% 50	7.27% 4	1.82% 1	0.00% 0	0.00% 0	12.44% 55
2022-2023	85.86% 85	11.11% 11	3.03% 3	0.00% 0	0.00% 0	22.40% 99
2018-2019	82.72% 67	13.58% 11	3.70% 3	0.00% 0	0.00% 0	18.33% 81
2019-2020	87.27% 96	7.27% 8	3.64% 4	0.91% 1	0.91% 1	24.89% 110

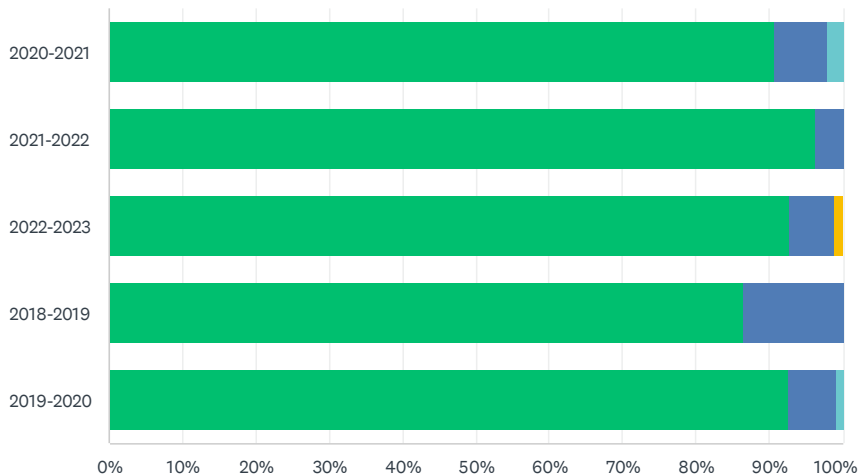
Survey of SCS Student Opinions

SCS answered your questions quickly and completely.							
	A	B	C	D	F	TOTAL	
2020-2021	90.72% 88	6.19% 6	1.03% 1	2.06% 2	0.00% 0	21.95% 97	
2021-2022	92.73% 51	7.27% 4	0.00% 0	0.00% 0	0.00% 0	12.44% 55	
2022-2023	87.88% 87	10.10% 10	2.02% 2	0.00% 0	0.00% 0	22.40% 99	
2018-2019	86.42% 70	11.11% 9	2.47% 2	0.00% 0	0.00% 0	18.33% 81	
2019-2020	90.91% 100	8.18% 9	0.00% 0	0.91% 1	0.00% 0	24.89% 110	
The SCS offices are open when you need information.							
	A	B	C	D	F	TOTAL	
2020-2021	87.63% 85	7.22% 7	4.12% 4	1.03% 1	0.00% 0	21.95% 97	
2021-2022	87.27% 48	12.73% 7	0.00% 0	0.00% 0	0.00% 0	12.44% 55	
2022-2023	87.88% 87	11.11% 11	1.01% 1	0.00% 0	0.00% 0	22.40% 99	
2018-2019	85.19% 69	11.11% 9	3.70% 3	0.00% 0	0.00% 0	18.33% 81	
2019-2020	84.55% 93	12.73% 14	2.73% 3	0.00% 0	0.00% 0	24.89% 110	
The SCS staff provided you with all the assistance you requested.							
	A	B	C	D	F	TOTAL	
2020-2021	90.72% 88	6.19% 6	1.03% 1	2.06% 2	0.00% 0	21.95% 97	
2021-2022	94.55% 52	5.45% 3	0.00% 0	0.00% 0	0.00% 0	12.44% 55	
2022-2023	94.95% 94	4.04% 4	1.01% 1	0.00% 0	0.00% 0	22.40% 99	
2018-2019	91.36% 74	7.41% 6	1.23% 1	0.00% 0	0.00% 0	18.33% 81	
2019-2020	92.73% 102	6.36% 7	0.00% 0	0.91% 1	0.00% 0	24.89% 110	

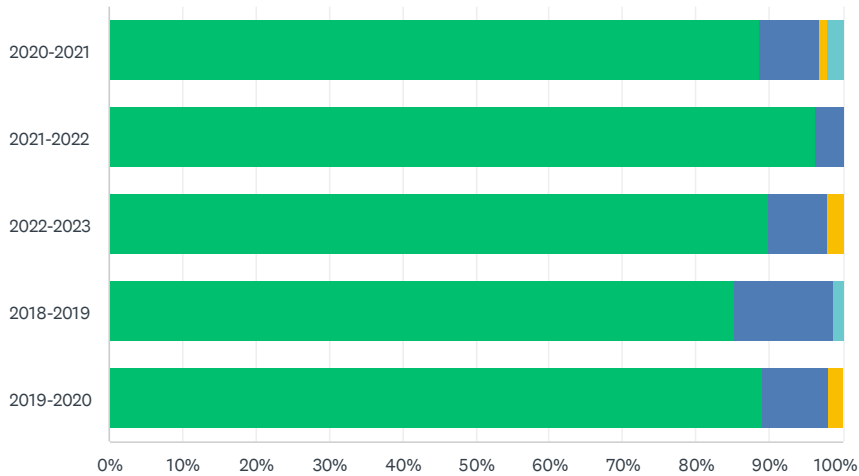
Q7 REGISTRATION

Answered: 442 Skipped: 37

When I need help from the registrar's office, I feel SCS staff understands my needs a...

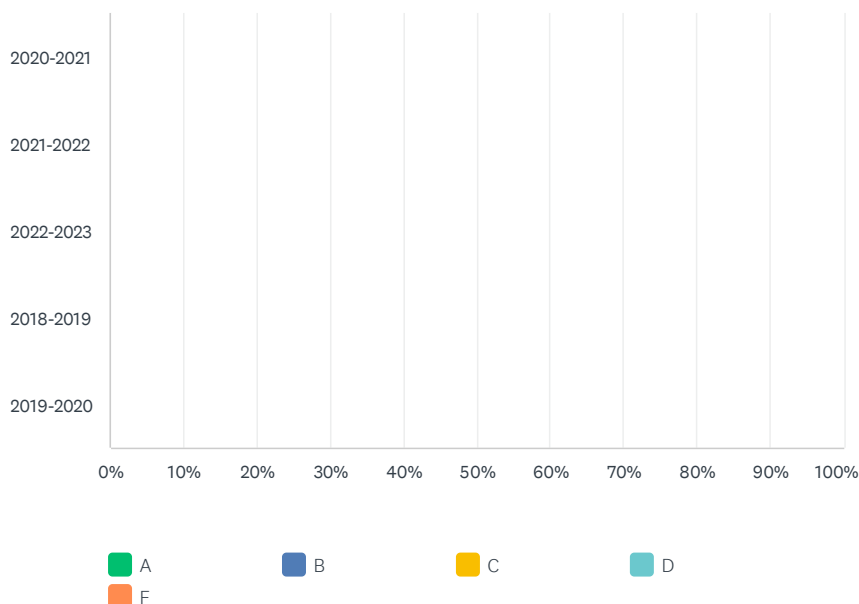


I am satisfied with the registration process.



Survey of SCS Student Opinions

I am satisfied with early registration procedures.

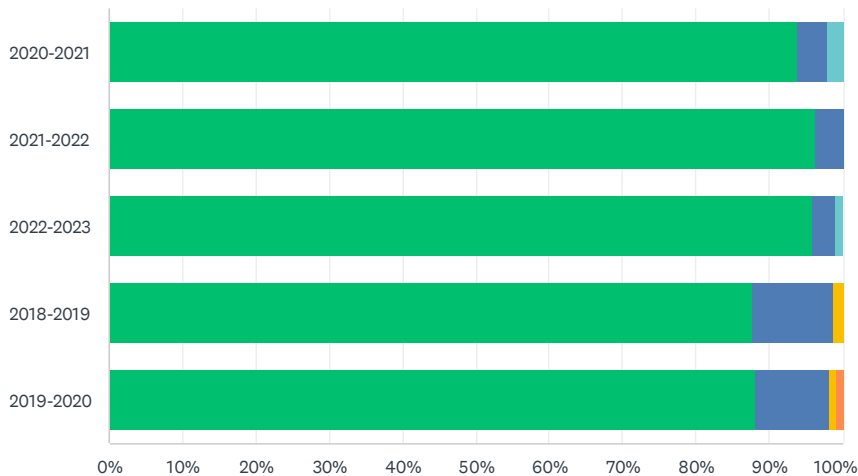


When I need help from the registrar's office, I feel SCS staff understands my needs and helps solve the problem.							
	A	B	C	D	F	TOTAL	
2020-2021	90.72% 88	7.22% 7	0.00% 0	2.06% 2	0.00% 0	21.95% 97	
2021-2022	96.36% 53	3.64% 2	0.00% 0	0.00% 0	0.00% 0	12.44% 55	
2022-2023	92.93% 92	6.06% 6	1.01% 1	0.00% 0	0.00% 0	22.40% 99	
2018-2019	86.42% 70	13.58% 11	0.00% 0	0.00% 0	0.00% 0	18.33% 81	
2019-2020	92.73% 102	6.36% 7	0.00% 0	0.91% 1	0.00% 0	24.89% 110	
I am satisfied with the registration process.							
	A	B	C	D	F	TOTAL	
2020-2021	88.66% 86	8.25% 8	1.03% 1	2.06% 2	0.00% 0	21.95% 97	
2021-2022	96.36% 53	3.64% 2	0.00% 0	0.00% 0	0.00% 0	12.44% 55	
2022-2023	89.90% 89	8.08% 8	2.02% 2	0.00% 0	0.00% 0	22.40% 99	
2018-2019	85.19% 69	13.58% 11	0.00% 0	1.23% 1	0.00% 0	18.33% 81	
2019-2020	89.09% 98	9.09% 10	1.82% 2	0.00% 0	0.00% 0	24.89% 110	
I am satisfied with early registration procedures.							
	A	B	C	D	F	TOTAL	
2020-2021	0.00% 0	0.00% 0	0.00% 0	0.00% 0	0.00% 0	0.00% 0	
2021-2022	0.00% 0	0.00% 0	0.00% 0	0.00% 0	0.00% 0	0.00% 0	
2022-2023	0.00% 0	0.00% 0	0.00% 0	0.00% 0	0.00% 0	0.00% 0	
2018-2019	0.00% 0	0.00% 0	0.00% 0	0.00% 0	0.00% 0	0.00% 0	
2019-2020	0.00% 0	0.00% 0	0.00% 0	0.00% 0	0.00% 0	0.00% 0	

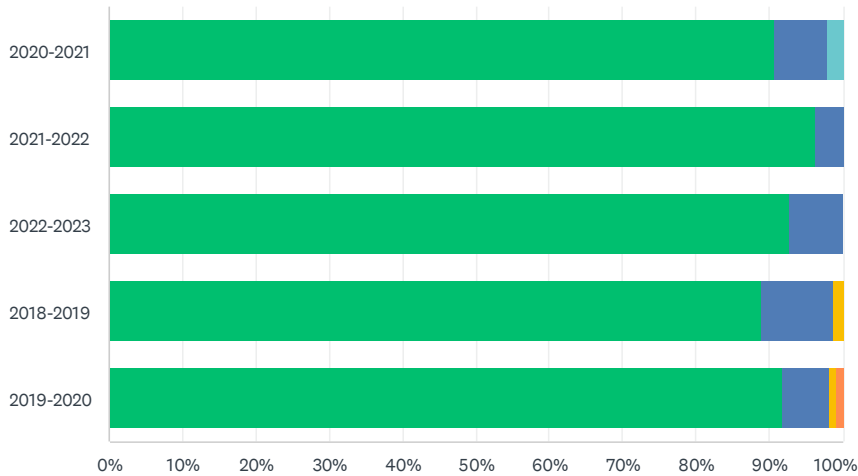
Q8 FINANCIAL AID

Answered: 442 Skipped: 37

The financial assistance provided by Stark College & Seminary met my needs.

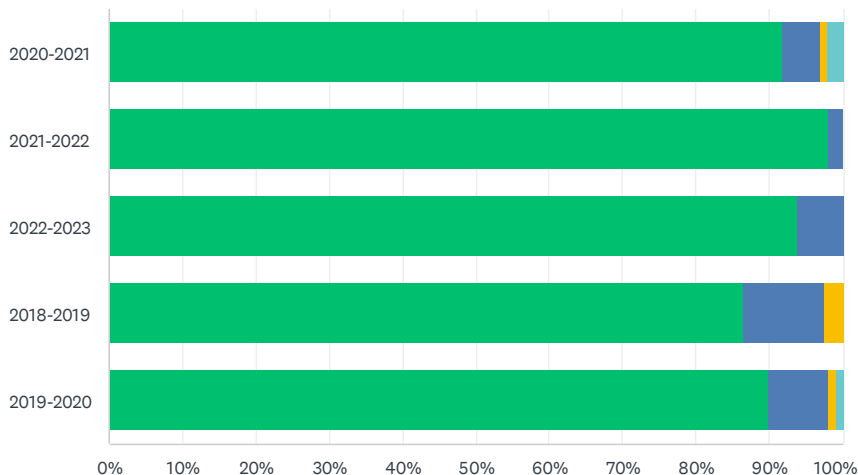


I am satisfied with the financial aid staff's help solving my financial aid questions...

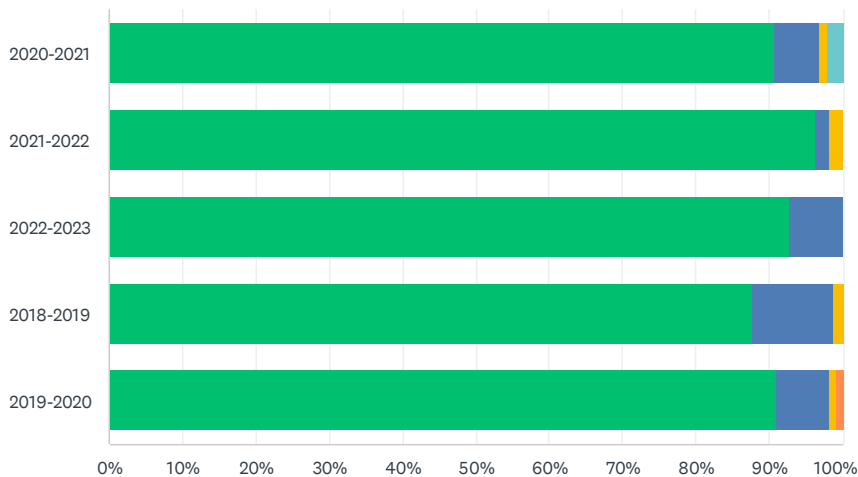


Survey of SCS Student Opinions

I am satisfied with the availability of financial aid information.



I am satisfied with the accuracy of financial aid information.



The financial assistance provided by Stark College & Seminary met my needs.							
	A	B	C	D	F		TOTAL
2020-2021	93.81% 91	4.12% 4	0.00% 0	2.06% 2	0.00% 0		21.95% 97
2021-2022	96.36% 53	3.64% 2	0.00% 0	0.00% 0	0.00% 0		12.44% 55
2022-2023	95.96% 95	3.03% 3	0.00% 0	1.01% 1	0.00% 0		22.40% 99
2018-2019	87.65% 71	11.11% 9	1.23% 1	0.00% 0	0.00% 0		18.33% 81
2019-2020	88.18% 97	10.00% 11	0.91% 1	0.00% 0	0.91% 1		24.89% 110

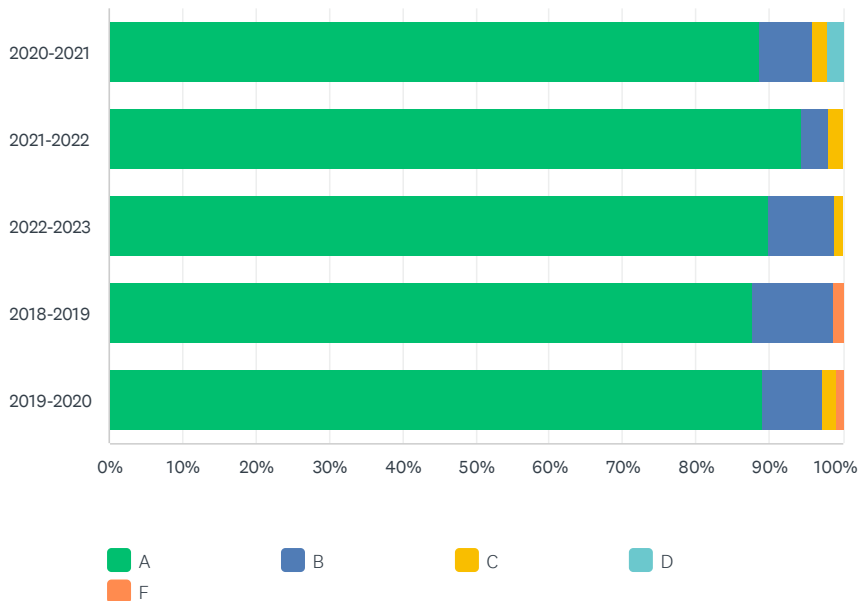
Survey of SCS Student Opinions

I am satisfied with the financial aid staff's help solving my financial aid questions or problems.							
	A	B	C	D	F	TOTAL	
2020-2021	90.72% 88	7.22% 7	0.00% 0	2.06% 2	0.00% 0	21.95% 97	
2021-2022	96.36% 53	3.64% 2	0.00% 0	0.00% 0	0.00% 0	12.44% 55	
2022-2023	92.93% 92	7.07% 7	0.00% 0	0.00% 0	0.00% 0	22.40% 99	
2018-2019	88.89% 72	9.88% 8	1.23% 1	0.00% 0	0.00% 0	18.33% 81	
2019-2020	91.82% 101	6.36% 7	0.91% 1	0.00% 0	0.91% 1	24.89% 110	
I am satisfied with the availability of financial aid information.							
	A	B	C	D	F	TOTAL	
2020-2021	91.75% 89	5.15% 5	1.03% 1	2.06% 2	0.00% 0	21.95% 97	
2021-2022	98.18% 54	1.82% 1	0.00% 0	0.00% 0	0.00% 0	12.44% 55	
2022-2023	93.94% 93	6.06% 6	0.00% 0	0.00% 0	0.00% 0	22.40% 99	
2018-2019	86.42% 70	11.11% 9	2.47% 2	0.00% 0	0.00% 0	18.33% 81	
2019-2020	90.00% 99	8.18% 9	0.91% 1	0.91% 1	0.00% 0	24.89% 110	
I am satisfied with the accuracy of financial aid information.							
	A	B	C	D	F	TOTAL	
2020-2021	90.72% 88	6.19% 6	1.03% 1	2.06% 2	0.00% 0	21.95% 97	
2021-2022	96.36% 53	1.82% 1	1.82% 1	0.00% 0	0.00% 0	12.44% 55	
2022-2023	92.93% 92	7.07% 7	0.00% 0	0.00% 0	0.00% 0	22.40% 99	
2018-2019	87.65% 71	11.11% 9	1.23% 1	0.00% 0	0.00% 0	18.33% 81	
2019-2020	90.91% 100	7.27% 8	0.91% 1	0.00% 0	0.91% 1	24.89% 110	

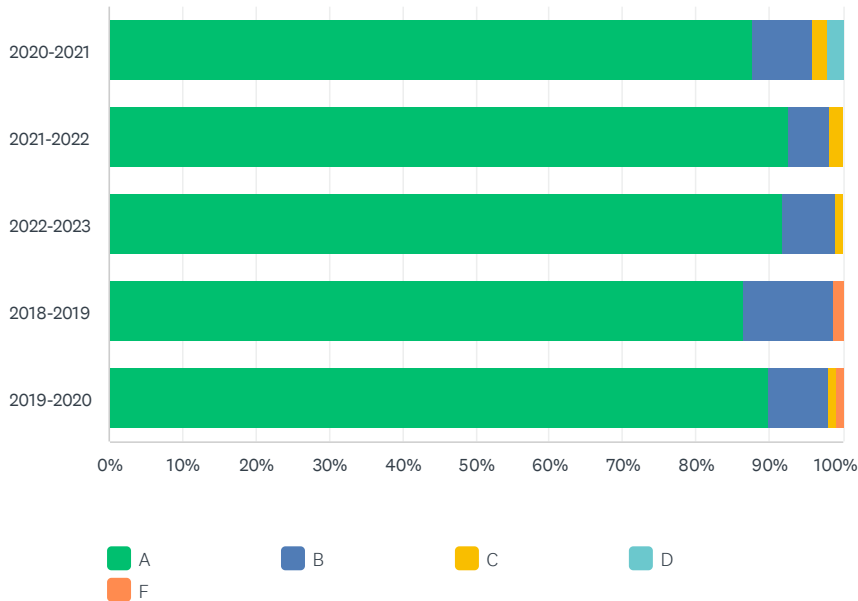
Q9 LIBRARY RESOURCES

Answered: 442 Skipped: 37

The assistance provided by the Library staff met my needs.

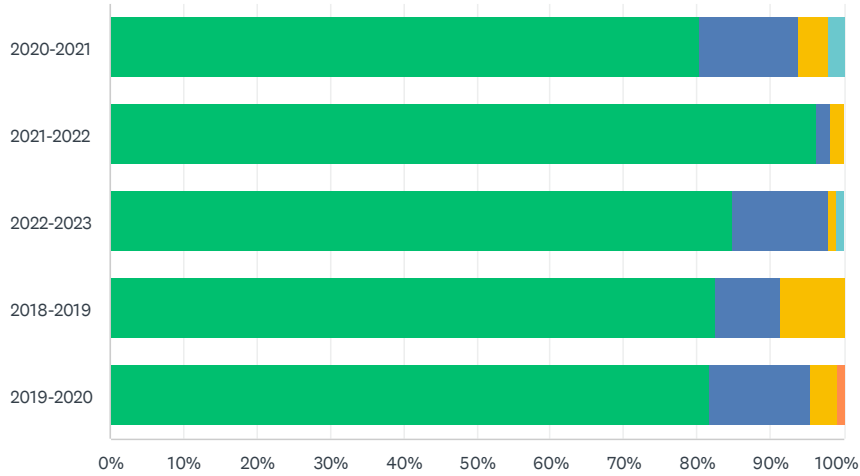


When I need something in the Library, I feel that the staff understands my needs and ...

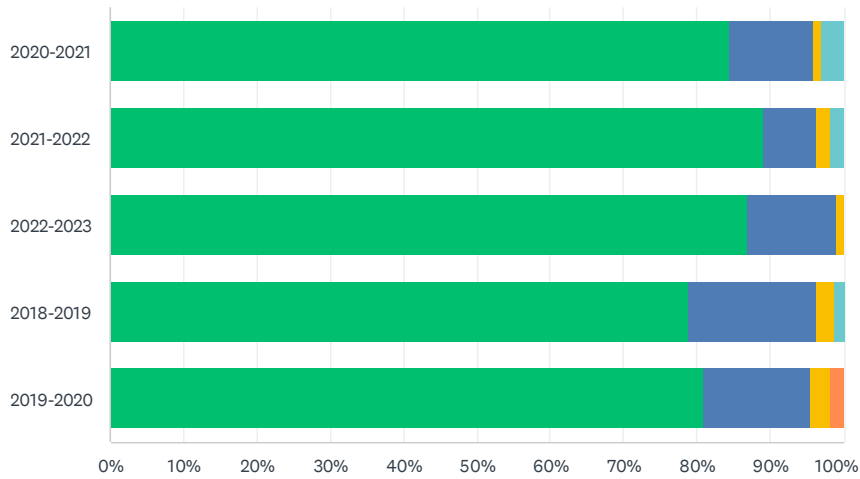


Survey of SCS Student Opinions

I am satisfied with the hours of operation of the Library.

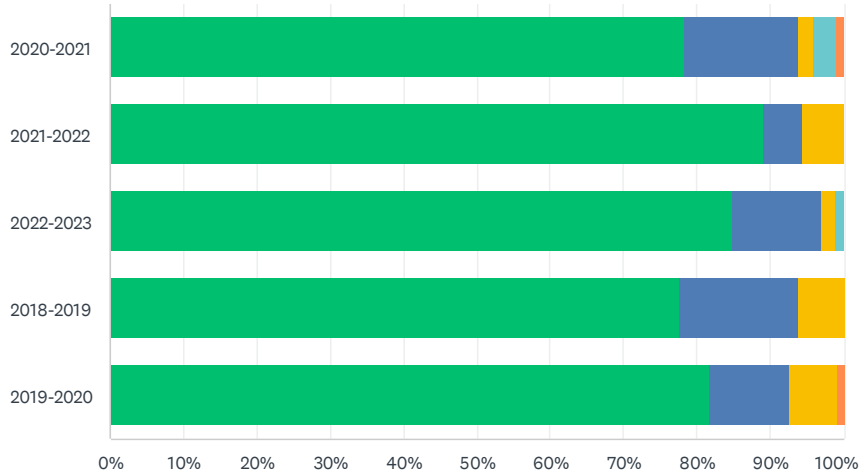


I am satisfied with the general availability of resource materials provided by the Li...

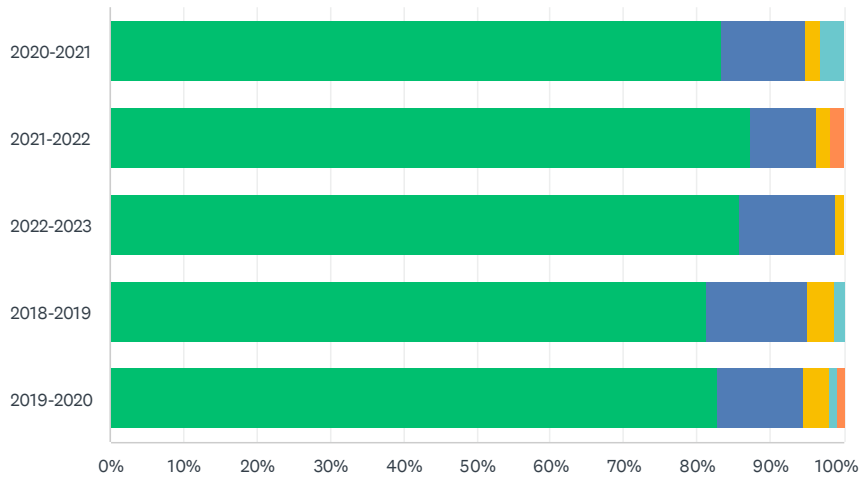


Survey of SCS Student Opinions

I am satisfied with the availability of chromebooks in the library.

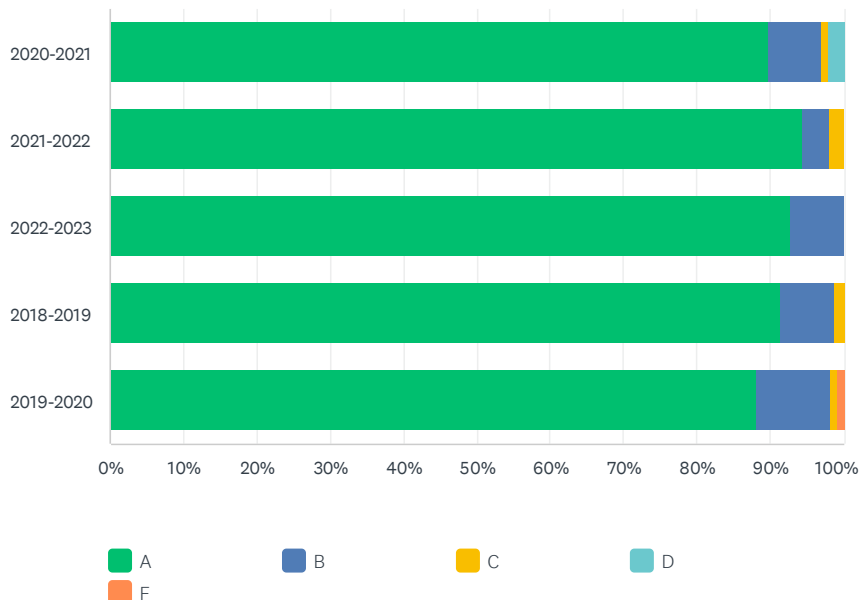


I am satisfied with the quality of materials available in the Library.



Survey of SCS Student Opinions

I am satisfied with the availability of the librarian to provide assistance.



The assistance provided by the Library staff met my needs.												
	A	B	C	D	F	TOTAL						
2020-2021	88.66%	7.22%	2.06%	2.06%	0.00%	86	7	2	2	0	21.95%	97
2021-2022	94.55%	3.64%	1.82%	0.00%	0.00%	52	2	1	0	0	12.44%	55
2022-2023	89.90%	9.09%	1.01%	0.00%	0.00%	89	9	1	0	0	22.40%	99
2018-2019	87.65%	11.11%	0.00%	0.00%	1.23%	71	9	0	0	1	18.33%	81
2019-2020	89.09%	8.18%	1.82%	0.00%	0.91%	98	9	2	0	1	24.89%	110

When I need something in the Library, I feel that the staff understands my needs and helps solve the problem.												
	A	B	C	D	F	TOTAL						
2020-2021	87.63%	8.25%	2.06%	2.06%	0.00%	85	8	2	2	0	21.95%	97
2021-2022	92.73%	5.45%	1.82%	0.00%	0.00%	51	3	1	0	0	12.44%	55
2022-2023	91.92%	7.07%	1.01%	0.00%	0.00%	91	7	1	0	0	22.40%	99
2018-2019	86.42%	12.35%	0.00%	0.00%	1.23%	70	10	0	0	1	18.33%	81
2019-2020	90.00%	8.18%	0.91%	0.00%	0.91%	99	9	1	0	1	24.89%	110

I am satisfied with the hours of operation of the Library.												
	A	B	C	D	F	TOTAL						
2020-2021	80.41%	13.40%	4.12%	2.06%	0.00%	78	13	4	2	0	21.95%	97
2021-2022	96.36%	1.82%	1.82%	0.00%	0.00%	53	1	1	0	0	12.44%	55
2022-2023	84.85%	13.13%	1.01%	1.01%	0.00%	84	13	1	1	0	22.40%	99
2018-2019	82.72%	8.64%	8.64%	0.00%	0.00%	67	7	7	0	0	18.33%	81
2019-2020	81.82%	13.64%	3.64%	0.00%	0.91%	90	15	4	0	1	24.89%	110

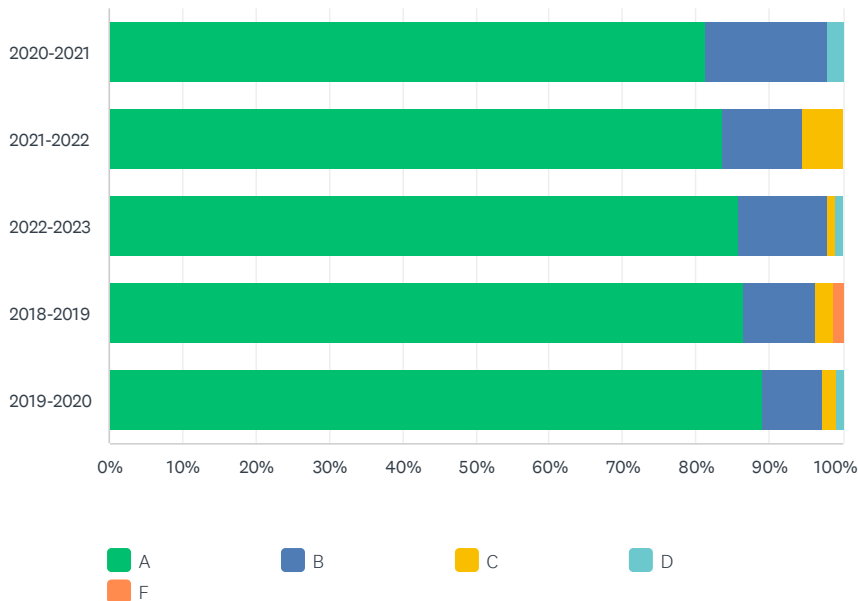
Survey of SCS Student Opinions

I am satisfied with the general availability of resource materials provided by the Library.							
	A	B	C	D	F	TOTAL	
2020-2021	84.54%	11.34%	1.03%	3.09%	0.00%	21.95%	
	82	11	1	3	0	97	
2021-2022	89.09%	7.27%	1.82%	1.82%	0.00%	12.44%	
	49	4	1	1	0	55	
2022-2023	86.87%	12.12%	1.01%	0.00%	0.00%	22.40%	
	86	12	1	0	0	99	
2018-2019	79.01%	17.28%	2.47%	1.23%	0.00%	18.33%	
	64	14	2	1	0	81	
2019-2020	80.91%	14.55%	2.73%	0.00%	1.82%	24.89%	
	89	16	3	0	2	110	
I am satisfied with the availability of chromebooks in the library.							
	A	B	C	D	F	TOTAL	
2020-2021	78.35%	15.46%	2.06%	3.09%	1.03%	21.95%	
	76	15	2	3	1	97	
2021-2022	89.09%	5.45%	5.45%	0.00%	0.00%	12.44%	
	49	3	3	0	0	55	
2022-2023	84.85%	12.12%	2.02%	1.01%	0.00%	22.40%	
	84	12	2	1	0	99	
2018-2019	77.78%	16.05%	6.17%	0.00%	0.00%	18.33%	
	63	13	5	0	0	81	
2019-2020	81.82%	10.91%	6.36%	0.00%	0.91%	24.89%	
	90	12	7	0	1	110	
I am satisfied with the quality of materials available in the Library.							
	A	B	C	D	F	TOTAL	
2020-2021	83.51%	11.34%	2.06%	3.09%	0.00%	21.95%	
	81	11	2	3	0	97	
2021-2022	87.27%	9.09%	1.82%	0.00%	1.82%	12.44%	
	48	5	1	0	1	55	
2022-2023	85.86%	13.13%	1.01%	0.00%	0.00%	22.40%	
	85	13	1	0	0	99	
2018-2019	81.48%	13.58%	3.70%	1.23%	0.00%	18.33%	
	66	11	3	1	0	81	
2019-2020	82.73%	11.82%	3.64%	0.91%	0.91%	24.89%	
	91	13	4	1	1	110	
I am satisfied with the availability of the librarian to provide assistance.							
	A	B	C	D	F	TOTAL	
2020-2021	89.69%	7.22%	1.03%	2.06%	0.00%	21.95%	
	87	7	1	2	0	97	
2021-2022	94.55%	3.64%	1.82%	0.00%	0.00%	12.44%	
	52	2	1	0	0	55	
2022-2023	92.93%	7.07%	0.00%	0.00%	0.00%	22.40%	
	92	7	0	0	0	99	
2018-2019	91.36%	7.41%	1.23%	0.00%	0.00%	18.33%	
	74	6	1	0	0	81	
2019-2020	88.18%	10.00%	0.91%	0.00%	0.91%	24.89%	
	97	11	1	0	1	110	

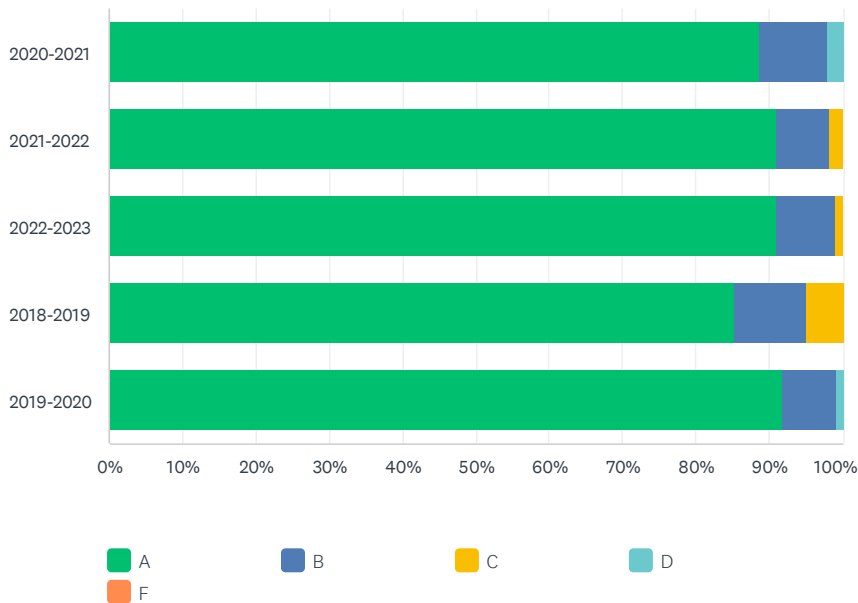
Q10 ACADEMIC ADVISING

Answered: 442 Skipped: 37

The academic requirements were made clear to me during advising.

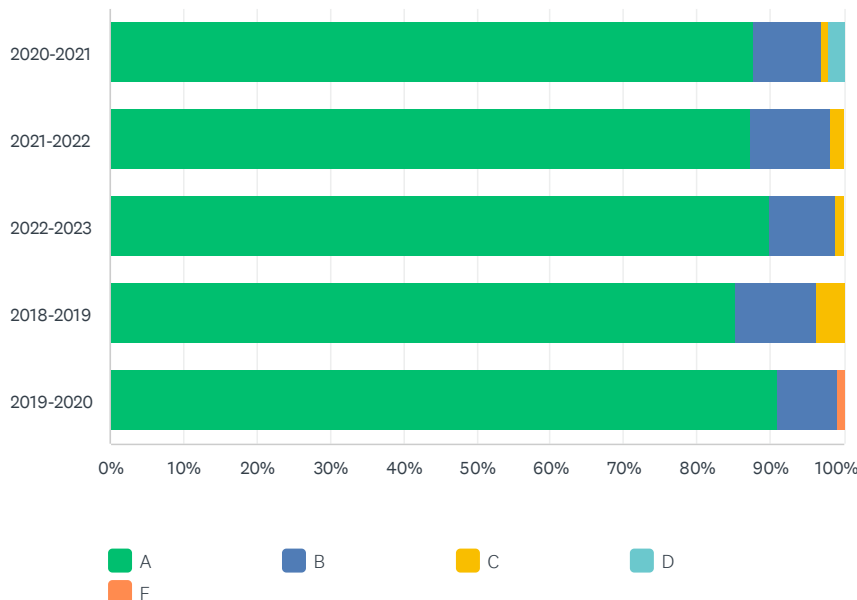


I am satisfied with the availability of faculty advisors at posted hours.



Survey of SCS Student Opinions

The faculty advisors are helpful to me in my academic planning.



The academic requirements were made clear to me during advising.

	A	B	C	D	F	TOTAL
2020-2021	81.44% 79	16.49% 16	0.00% 0	2.06% 2	0.00% 0	21.95% 97
2021-2022	83.64% 46	10.91% 6	5.45% 3	0.00% 0	0.00% 0	12.44% 55
2022-2023	85.86% 85	12.12% 12	1.01% 1	1.01% 1	0.00% 0	22.40% 99
2018-2019	86.42% 70	9.88% 8	2.47% 2	0.00% 0	1.23% 1	18.33% 81
2019-2020	89.09% 98	8.18% 9	1.82% 2	0.91% 1	0.00% 0	24.89% 110

I am satisfied with the availability of faculty advisors at posted hours.

	A	B	C	D	F	TOTAL
2020-2021	88.66% 86	9.28% 9	0.00% 0	2.06% 2	0.00% 0	21.95% 97
2021-2022	90.91% 50	7.27% 4	1.82% 1	0.00% 0	0.00% 0	12.44% 55
2022-2023	90.91% 90	8.08% 8	1.01% 1	0.00% 0	0.00% 0	22.40% 99
2018-2019	85.19% 69	9.88% 8	4.94% 4	0.00% 0	0.00% 0	18.33% 81
2019-2020	91.82% 101	7.27% 8	0.00% 0	0.91% 1	0.00% 0	24.89% 110

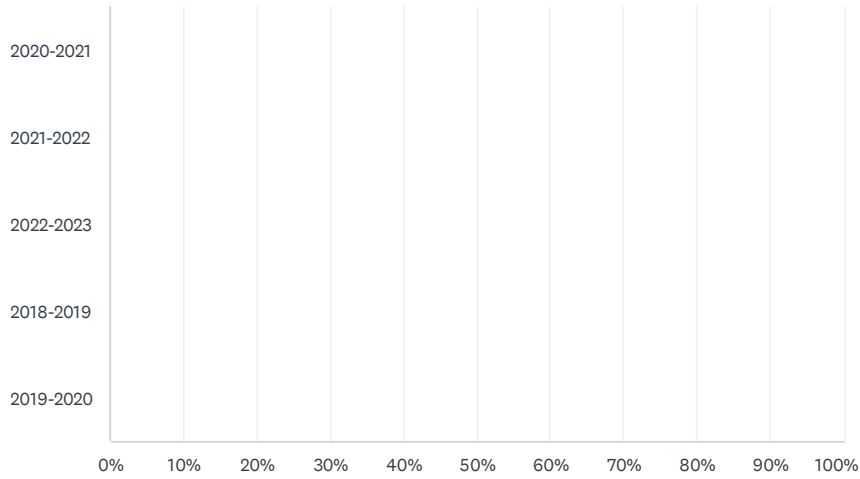
The faculty advisors are helpful to me in my academic planning.

	A	B	C	D	F	TOTAL
2020-2021	87.63% 85	9.28% 9	1.03% 1	2.06% 2	0.00% 0	21.95% 97
2021-2022	87.27% 48	10.91% 6	1.82% 1	0.00% 0	0.00% 0	12.44% 55
2022-2023	89.90% 89	9.09% 9	1.01% 1	0.00% 0	0.00% 0	22.40% 99
2018-2019	85.19% 69	11.11% 9	3.70% 3	0.00% 0	0.00% 0	18.33% 81
2019-2020	90.91% 100	8.18% 9	0.00% 0	0.00% 0	0.91% 1	24.89% 110

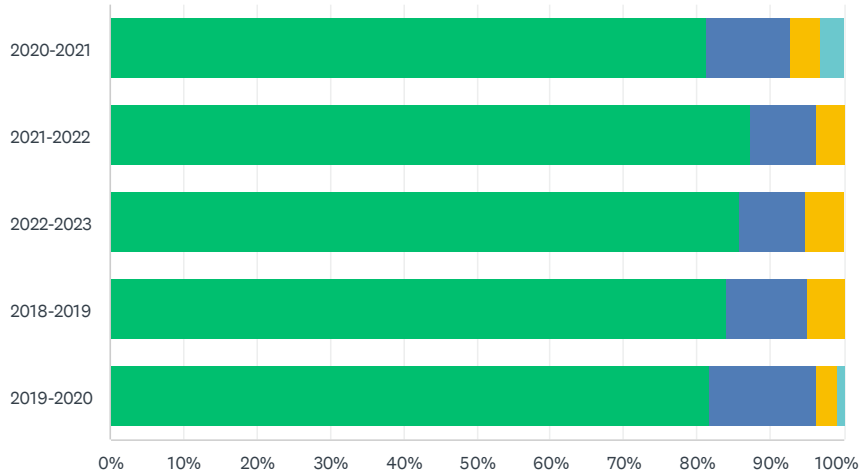
Q11 TECHNOLOGY

Answered: 442 Skipped: 37

The library computers are available to me for general use.

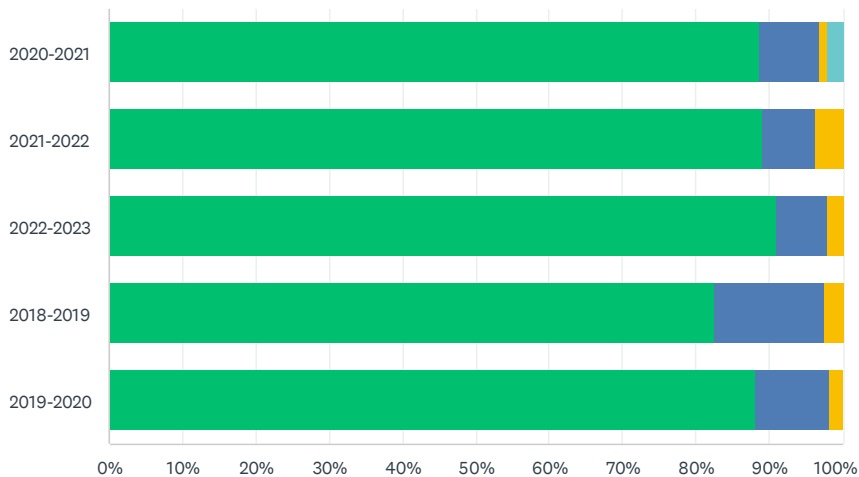


I have the appropriate technical knowledge and skills necessary to succeed in my stud...

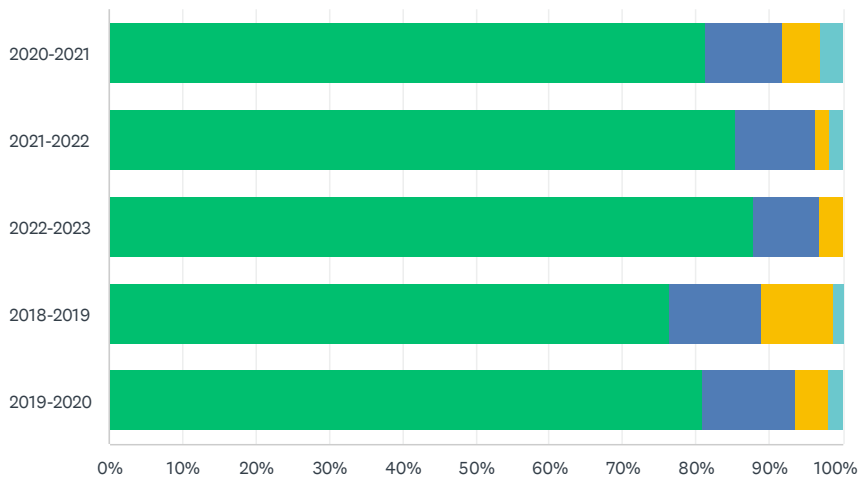


Survey of SCS Student Opinions

The technical assistance provided by the SCS staff is beneficial to me.

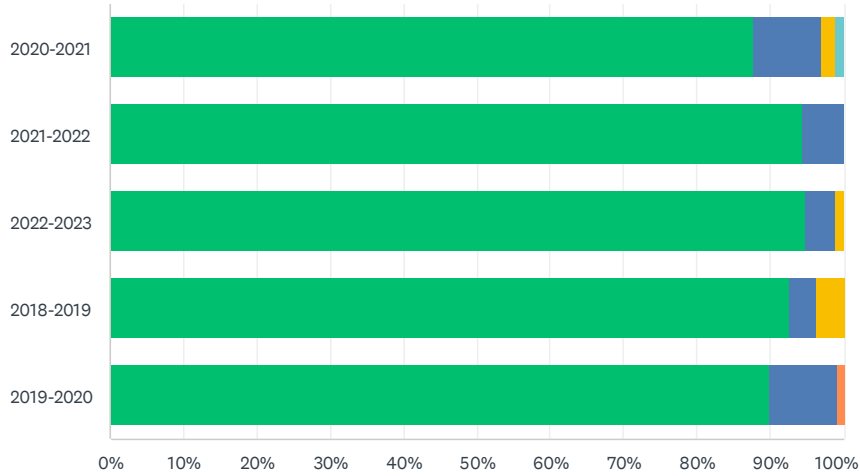


I can use CampusSiS accurately to view important student information.

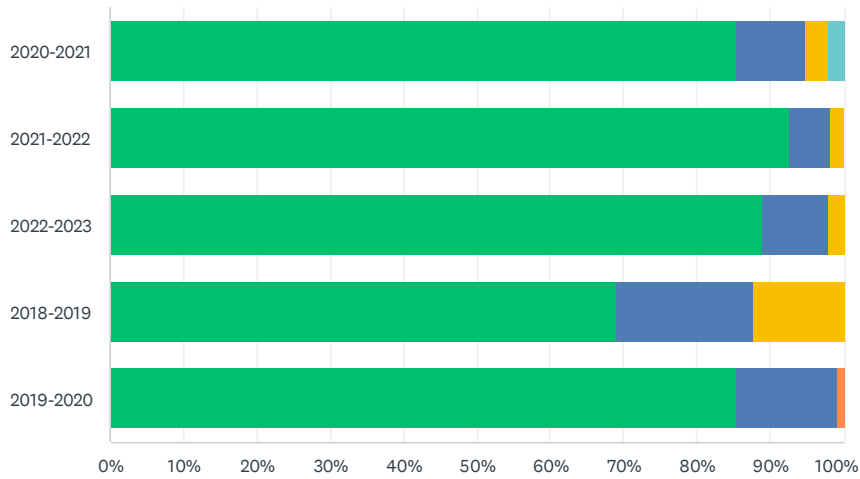


Survey of SCS Student Opinions

I am satisfied with my SCS email account.

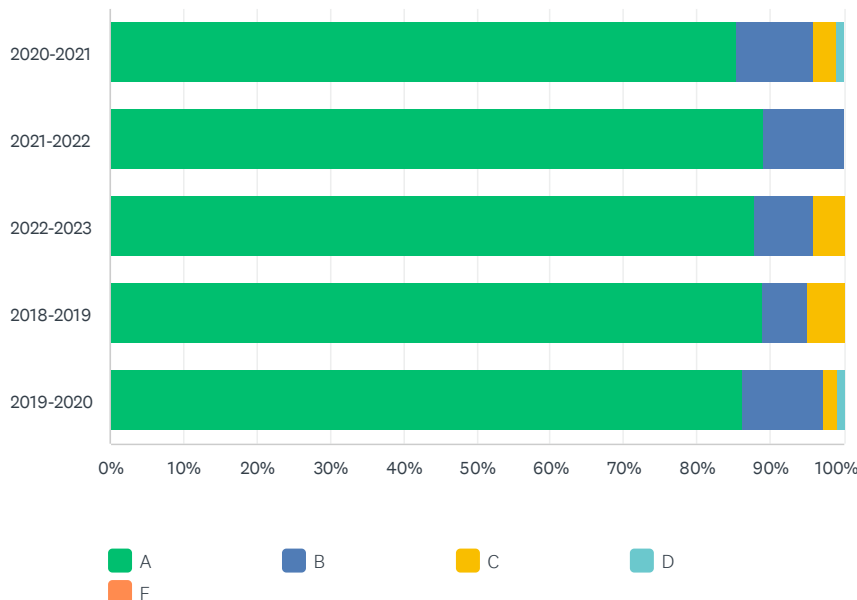


I am satisfied with the use of videoconferencing within the classroom (connecting to ...



Survey of SCS Student Opinions

I can use the appropriate Google Applications (Google Docs, Google Slides, Google Cla...



The library computers are available to me for general use.								
	A	B	C	D	F	TOTAL		
2020-2021	0.00%	0.00%	0.00%	0.00%	0.00%	0.00%	0.00%	0.00%
	0	0	0	0	0	0	0	0
2021-2022	0.00%	0.00%	0.00%	0.00%	0.00%	0.00%	0.00%	0.00%
	0	0	0	0	0	0	0	0
2022-2023	0.00%	0.00%	0.00%	0.00%	0.00%	0.00%	0.00%	0.00%
	0	0	0	0	0	0	0	0
2018-2019	0.00%	0.00%	0.00%	0.00%	0.00%	0.00%	0.00%	0.00%
	0	0	0	0	0	0	0	0
2019-2020	0.00%	0.00%	0.00%	0.00%	0.00%	0.00%	0.00%	0.00%
	0	0	0	0	0	0	0	0

I have the appropriate technical knowledge and skills necessary to succeed in my studies at SCS.								
	A	B	C	D	F	TOTAL		
2020-2021	81.44%	11.34%	4.12%	3.09%	0.00%	21.95%		
	79	11	4	3	0	97		
2021-2022	87.27%	9.09%	3.64%	0.00%	0.00%	12.44%		
	48	5	2	0	0	55		
2022-2023	85.86%	9.09%	5.05%	0.00%	0.00%	22.40%		
	85	9	5	0	0	99		
2018-2019	83.95%	11.11%	4.94%	0.00%	0.00%	18.33%		
	68	9	4	0	0	81		
2019-2020	81.82%	14.55%	2.73%	0.91%	0.00%	24.89%		
	90	16	3	1	0	110		

The technical assistance provided by the SCS staff is beneficial to me.								
	A	B	C	D	F	TOTAL		
2020-2021	88.66%	8.25%	1.03%	2.06%	0.00%	21.95%		
	86	8	1	2	0	97		
2021-2022	89.09%	7.27%	3.64%	0.00%	0.00%	12.44%		
	49	4	2	0	0	55		
2022-2023	90.91%	7.07%	2.02%	0.00%	0.00%	22.40%		
	90	7	2	0	0	99		
2018-2019	82.72%	14.81%	2.47%	0.00%	0.00%	18.33%		
	67	12	2	0	0	81		
2019-2020	88.18%	10.00%	1.82%	0.00%	0.00%	24.89%		
	97	11	2	0	0	110		

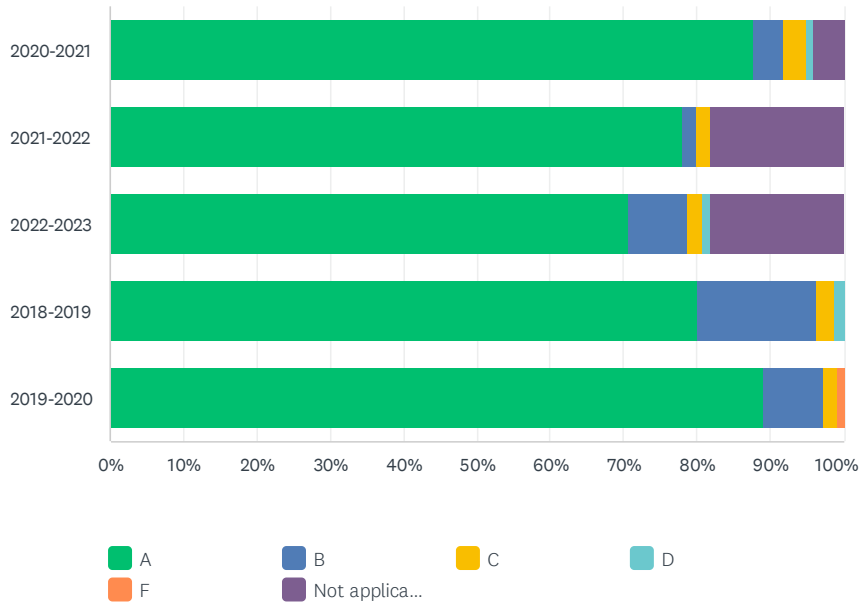
Survey of SCS Student Opinions

I can use CampusSIS accurately to view important student information.							
	A	B	C	D	F	TOTAL	
2020-2021	81.44% 79	10.31% 10	5.15% 5	3.09% 3	0.00% 0	21.95% 97	
2021-2022	85.45% 47	10.91% 6	1.82% 1	1.82% 1	0.00% 0	12.44% 55	
2022-2023	87.88% 87	9.09% 9	3.03% 3	0.00% 0	0.00% 0	22.40% 99	
2018-2019	76.54% 62	12.35% 10	9.88% 8	1.23% 1	0.00% 0	18.33% 81	
2019-2020	80.91% 89	12.73% 14	4.55% 5	1.82% 2	0.00% 0	24.89% 110	
I am satisfied with my SCS email account.							
	A	B	C	D	F	TOTAL	
2020-2021	87.63% 85	9.28% 9	2.06% 2	1.03% 1	0.00% 0	21.95% 97	
2021-2022	94.55% 52	5.45% 3	0.00% 0	0.00% 0	0.00% 0	12.44% 55	
2022-2023	94.95% 94	4.04% 4	1.01% 1	0.00% 0	0.00% 0	22.40% 99	
2018-2019	92.59% 75	3.70% 3	3.70% 3	0.00% 0	0.00% 0	18.33% 81	
2019-2020	90.00% 99	9.09% 10	0.00% 0	0.00% 0	0.91% 1	24.89% 110	
I am satisfied with the use of videoconferencing within the classroom (connecting to other Stark campuses and students for class).							
	A	B	C	D	F	TOTAL	
2020-2021	85.57% 83	9.28% 9	3.09% 3	2.06% 2	0.00% 0	21.95% 97	
2021-2022	92.73% 51	5.45% 3	1.82% 1	0.00% 0	0.00% 0	12.44% 55	
2022-2023	88.89% 88	9.09% 9	2.02% 2	0.00% 0	0.00% 0	22.40% 99	
2018-2019	69.14% 56	18.52% 15	12.35% 10	0.00% 0	0.00% 0	18.33% 81	
2019-2020	85.45% 94	13.64% 15	0.00% 0	0.00% 0	0.91% 1	24.89% 110	
I can use the appropriate Google Applications (Google Docs, Google Slides, Google Classroom) to complete the assignments given to me by my instructors.							
	A	B	C	D	F	TOTAL	
2020-2021	85.57% 83	10.31% 10	3.09% 3	1.03% 1	0.00% 0	21.95% 97	
2021-2022	89.09% 49	10.91% 6	0.00% 0	0.00% 0	0.00% 0	12.44% 55	
2022-2023	87.88% 87	8.08% 8	4.04% 4	0.00% 0	0.00% 0	22.40% 99	
2018-2019	88.89% 72	6.17% 5	4.94% 4	0.00% 0	0.00% 0	18.33% 81	
2019-2020	86.36% 95	10.91% 12	1.82% 2	0.91% 1	0.00% 0	24.89% 110	

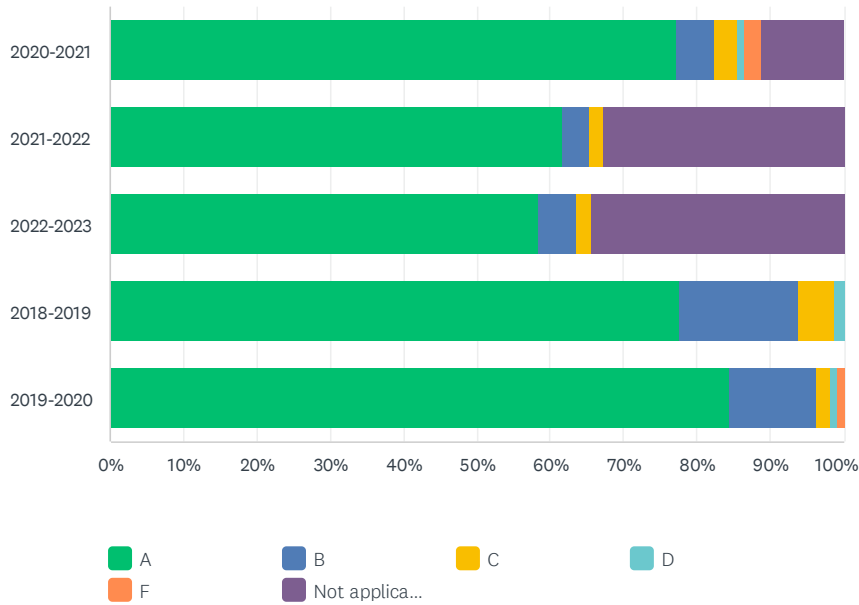
Q12 CAMPUS ENVIRONMENT

Answered: 442 Skipped: 37

I am notified of up-coming events at SCS.

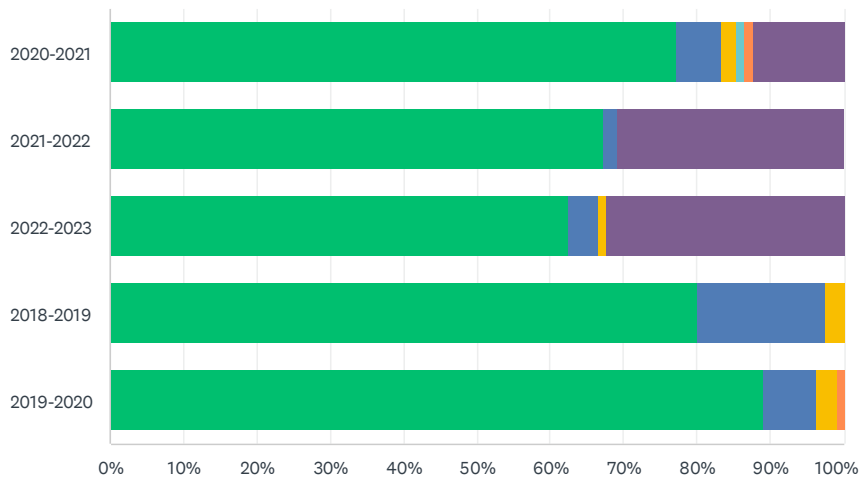


The classroom furnishings are adequate for my learning environment.

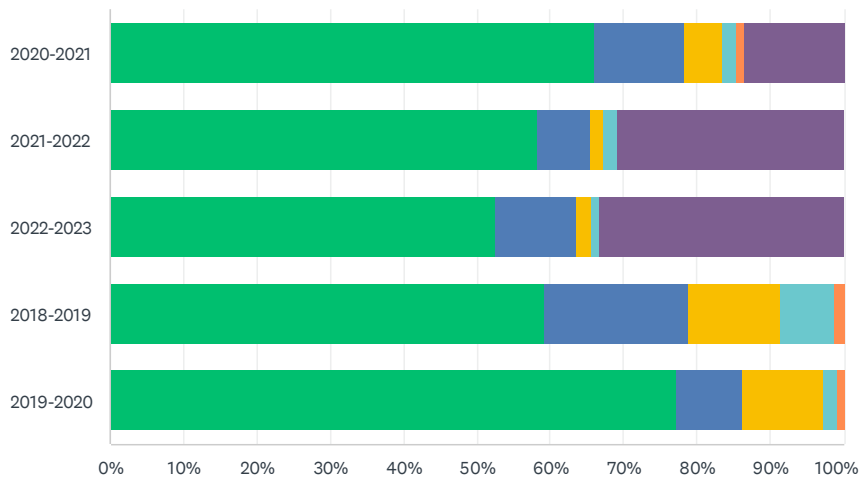


Survey of SCS Student Opinions

The parking provided by SCS is sufficient.

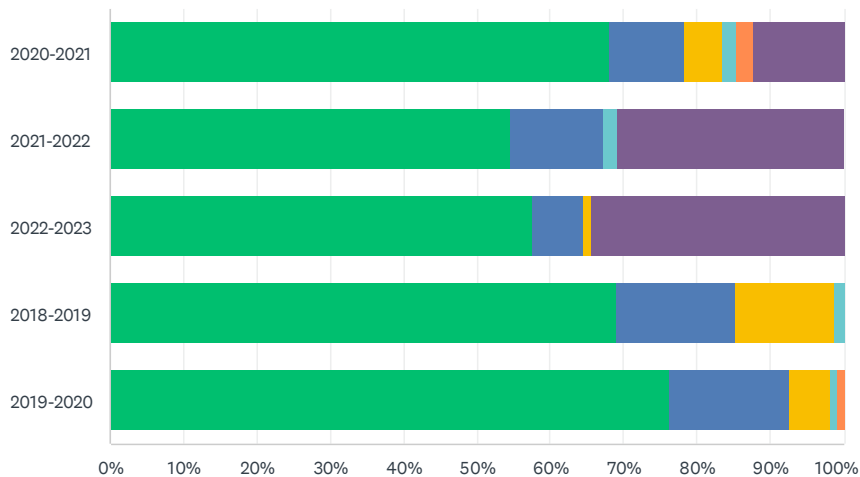


I am satisfied with the security and safety at SCS.

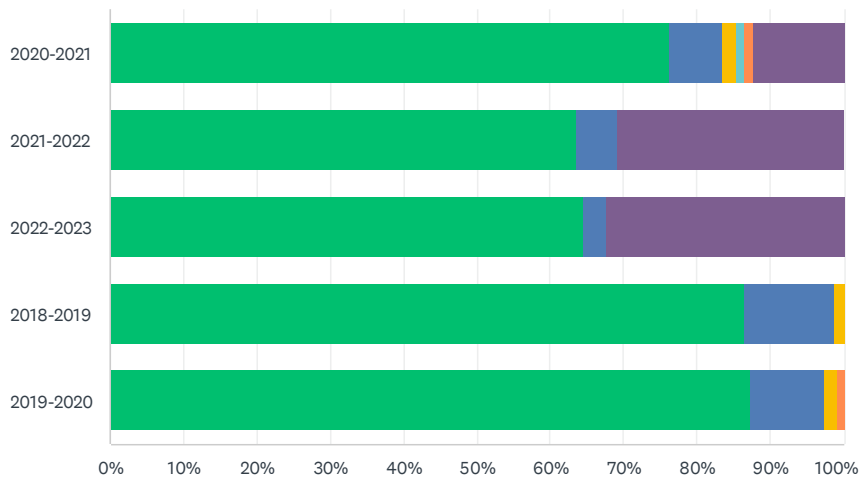


Survey of SCS Student Opinions

SCS provides adequate study areas for students.

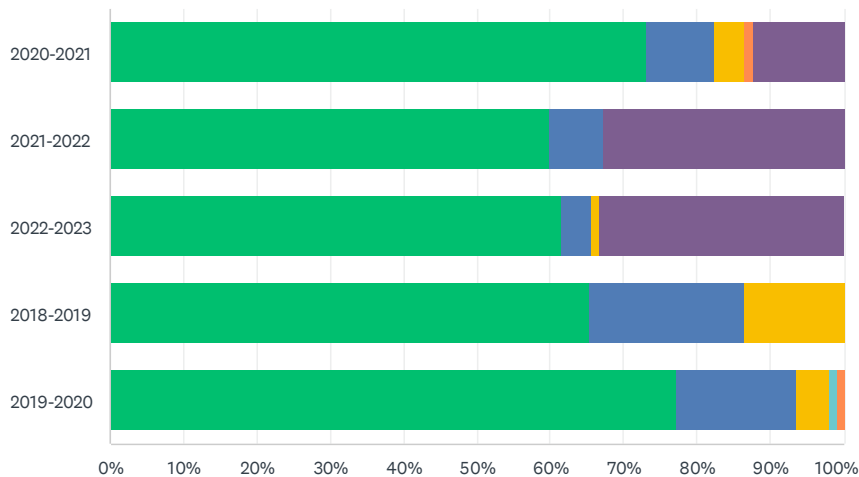


I am satisfied with the general cleanliness of the SCS facilities.

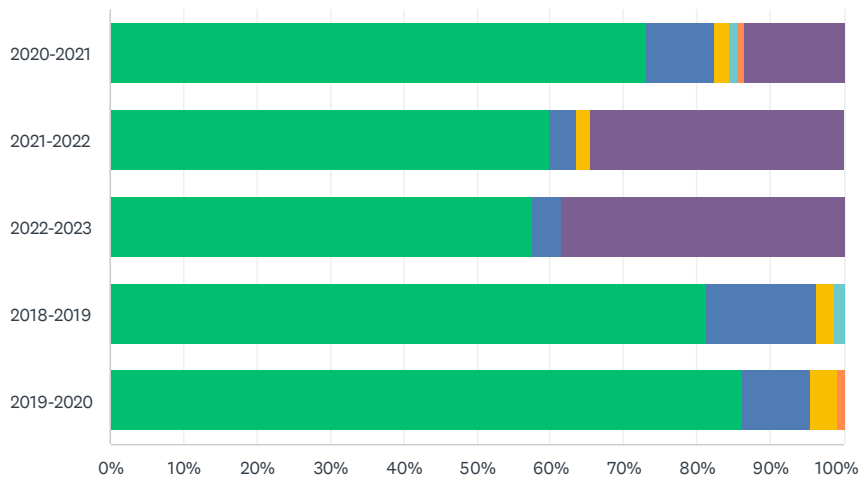


Survey of SCS Student Opinions

I am satisfied with the temperature in the buildings at SCS.



SCS provides sufficient handicap accessibility to its guests.



I am notified of up-coming events at SCS.							
	A	B	C	D	F	NOT APPLICABLE OR I'M A VIDEO/ONLINE ONLY STUDENT	TOTAL
2020-2021	87.63% 85	4.12% 4	3.09% 3	1.03% 1	0.00% 0	4.12% 4	21.95% 97
2021-2022	78.18% 43	1.82% 1	1.82% 1	0.00% 0	0.00% 0	18.18% 10	12.44% 55
2022-2023	70.71% 70	8.08% 8	2.02% 2	1.01% 1	0.00% 0	18.18% 18	22.40% 99
2018-2019	80.25% 65	16.05% 13	2.47% 2	1.23% 1	0.00% 0	0.00% 0	18.33% 81
2019-2020	89.09% 98	8.18% 9	1.82% 2	0.00% 0	0.91% 1	0.00% 0	24.89% 110

Survey of SCS Student Opinions

The classroom furnishings are adequate for my learning environment.							
	A	B	C	D	F	NOT APPLICABLE OR I'M A VIDEO/ONLINE ONLY STUDENT	TOTAL
2020-2021	77.32% 75	5.15% 5	3.09% 3	1.03% 1	2.06% 2	11.34% 11	21.95% 97
2021-2022	61.82% 34	3.64% 2	1.82% 1	0.00% 0	0.00% 0	32.73% 18	12.44% 55
2022-2023	58.59% 58	5.05% 5	2.02% 2	0.00% 0	0.00% 0	34.34% 34	22.40% 99
2018-2019	77.78% 63	16.05% 13	4.94% 4	1.23% 1	0.00% 0	0.00% 0	18.33% 81
2019-2020	84.55% 93	11.82% 13	1.82% 2	0.91% 1	0.91% 1	0.00% 0	24.89% 110
The parking provided by SCS is sufficient.							
	A	B	C	D	F	NOT APPLICABLE OR I'M A VIDEO/ONLINE ONLY STUDENT	TOTAL
2020-2021	77.32% 75	6.19% 6	2.06% 2	1.03% 1	1.03% 1	12.37% 12	21.95% 97
2021-2022	67.27% 37	1.82% 1	0.00% 0	0.00% 0	0.00% 0	30.91% 17	12.44% 55
2022-2023	62.63% 62	4.04% 4	1.01% 1	0.00% 0	0.00% 0	32.32% 32	22.40% 99
2018-2019	80.25% 65	17.28% 14	2.47% 2	0.00% 0	0.00% 0	0.00% 0	18.33% 81
2019-2020	89.09% 98	7.27% 8	2.73% 3	0.00% 0	0.91% 1	0.00% 0	24.89% 110
I am satisfied with the security and safety at SCS.							
	A	B	C	D	F	NOT APPLICABLE OR I'M A VIDEO/ONLINE ONLY STUDENT	TOTAL
2020-2021	65.98% 64	12.37% 12	5.15% 5	2.06% 2	1.03% 1	13.40% 13	21.95% 97
2021-2022	58.18% 32	7.27% 4	1.82% 1	1.82% 1	0.00% 0	30.91% 17	12.44% 55
2022-2023	52.53% 52	11.11% 11	2.02% 2	1.01% 1	0.00% 0	33.33% 33	22.40% 99
2018-2019	59.26% 48	19.75% 16	12.35% 10	7.41% 6	1.23% 1	0.00% 0	18.33% 81
2019-2020	77.27% 85	9.09% 10	10.91% 12	1.82% 2	0.91% 1	0.00% 0	24.89% 110
SCS provides adequate study areas for students.							
	A	B	C	D	F	NOT APPLICABLE OR I'M A VIDEO/ONLINE ONLY STUDENT	TOTAL
2020-2021	68.04% 66	10.31% 10	5.15% 5	2.06% 2	2.06% 2	12.37% 12	21.95% 97
2021-2022	54.55% 30	12.73% 7	0.00% 0	1.82% 1	0.00% 0	30.91% 17	12.44% 55
2022-2023	57.58% 57	7.07% 7	1.01% 1	0.00% 0	0.00% 0	34.34% 34	22.40% 99
2018-2019	69.14% 56	16.05% 13	13.58% 11	1.23% 1	0.00% 0	0.00% 0	18.33% 81
2019-2020	76.36% 84	16.36% 18	5.45% 6	0.91% 1	0.91% 1	0.00% 0	24.89% 110

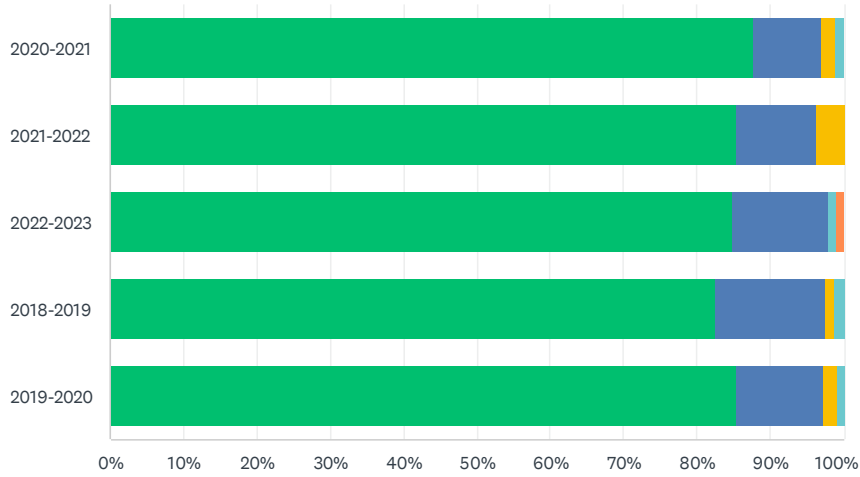
Survey of SCS Student Opinions

I am satisfied with the general cleanliness of the SCS facilities.							
	A	B	C	D	F	NOT APPLICABLE OR I'M A VIDEO/ONLINE ONLY STUDENT	TOTAL
2020-2021	76.29% 74	7.22% 7	2.06% 2	1.03% 1	1.03% 1	12.37% 12	21.95% 97
2021-2022	63.64% 35	5.45% 3	0.00% 0	0.00% 0	0.00% 0	30.91% 17	12.44% 55
2022-2023	64.65% 64	3.03% 3	0.00% 0	0.00% 0	0.00% 0	32.32% 32	22.40% 99
2018-2019	86.42% 70	12.35% 10	1.23% 1	0.00% 0	0.00% 0	0.00% 0	18.33% 81
2019-2020	87.27% 96	10.00% 11	1.82% 2	0.00% 0	0.91% 1	0.00% 0	24.89% 110
I am satisfied with the temperature in the buildings at SCS.							
	A	B	C	D	F	NOT APPLICABLE OR I'M A VIDEO/ONLINE ONLY STUDENT	TOTAL
2020-2021	73.20% 71	9.28% 9	4.12% 4	0.00% 0	1.03% 1	12.37% 12	21.95% 97
2021-2022	60.00% 33	7.27% 4	0.00% 0	0.00% 0	0.00% 0	32.73% 18	12.44% 55
2022-2023	61.62% 61	4.04% 4	1.01% 1	0.00% 0	0.00% 0	33.33% 33	22.40% 99
2018-2019	65.43% 53	20.99% 17	13.58% 11	0.00% 0	0.00% 0	0.00% 0	18.33% 81
2019-2020	77.27% 85	16.36% 18	4.55% 5	0.91% 1	0.91% 1	0.00% 0	24.89% 110
SCS provides sufficient handicap accessibility to its guests.							
	A	B	C	D	F	NOT APPLICABLE OR I'M A VIDEO/ONLINE ONLY STUDENT	TOTAL
2020-2021	73.20% 71	9.28% 9	2.06% 2	1.03% 1	1.03% 1	13.40% 13	21.95% 97
2021-2022	60.00% 33	3.64% 2	1.82% 1	0.00% 0	0.00% 0	34.55% 19	12.44% 55
2022-2023	57.58% 57	4.04% 4	0.00% 0	0.00% 0	0.00% 0	38.38% 38	22.40% 99
2018-2019	81.48% 66	14.81% 12	2.47% 2	1.23% 1	0.00% 0	0.00% 0	18.33% 81
2019-2020	86.36% 95	9.09% 10	3.64% 4	0.00% 0	0.91% 1	0.00% 0	24.89% 110

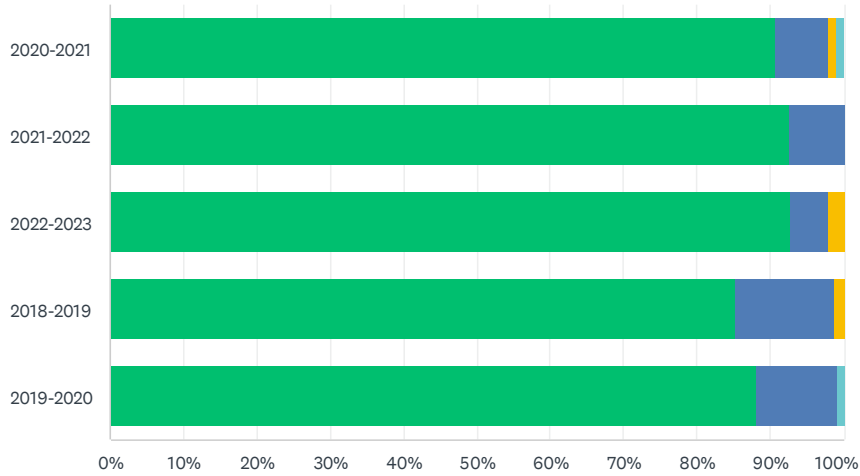
Q13 ACADEMIC PROGRAMS

Answered: 442 Skipped: 37

I am satisfied with the academic rigor of my classes at SCS.

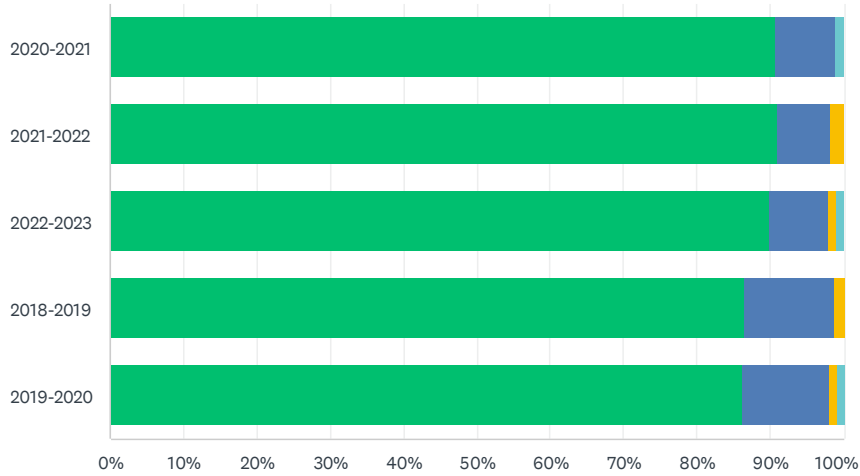


The availability of my instructors to meet with me is adequate.

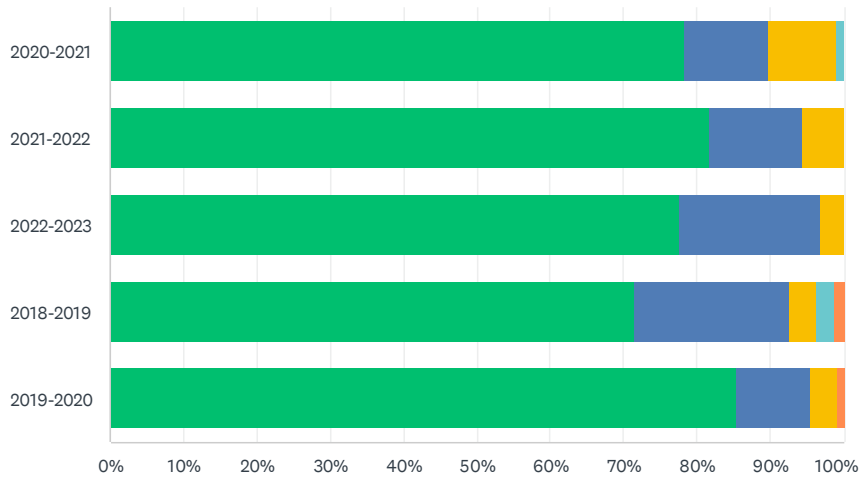


Survey of SCS Student Opinions

The quality of instruction at SCS is sufficient.

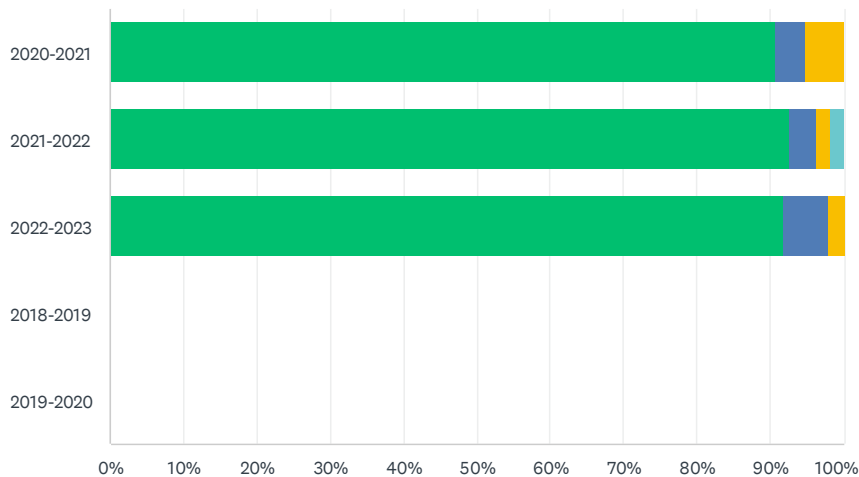


The courses at SCS are offered at times I can take them.

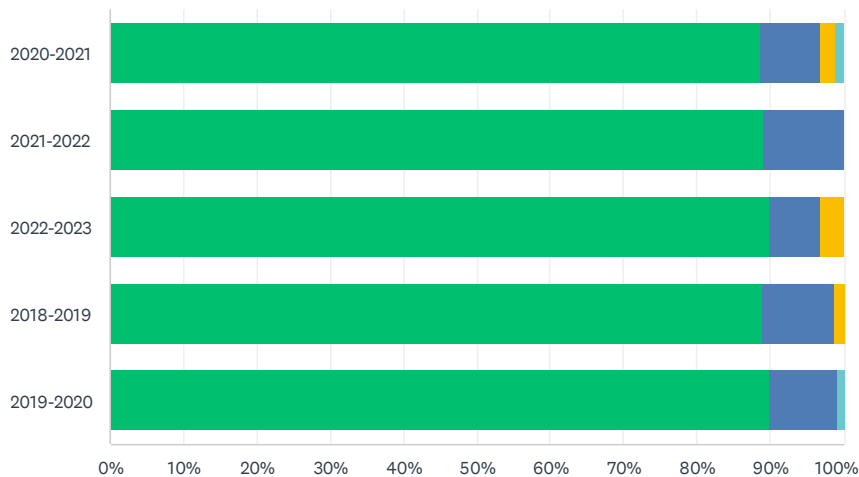


Survey of SCS Student Opinions

The courses at SCS are offered in the modality (via Zoom, online, in person, &/or hyb...



I am satisfied with my professor's use of Google Classroom.



I am satisfied with the academic rigor of my classes at SCS.

	A	B	C	D	F	TOTAL
2020-2021	87.63% 85	9.28% 9	2.06% 2	1.03% 1	0.00% 0	21.95% 97
2021-2022	85.45% 47	10.91% 6	3.64% 2	0.00% 0	0.00% 0	12.44% 55
2022-2023	84.85% 84	13.13% 13	0.00% 0	1.01% 1	1.01% 1	22.40% 99
2018-2019	82.72% 67	14.81% 12	1.23% 1	1.23% 1	0.00% 0	18.33% 81
2019-2020	85.45% 94	11.82% 13	1.82% 2	0.91% 1	0.00% 0	24.89% 110

Survey of SCS Student Opinions

The availability of my instructors to meet with me is adequate.							
	A	B	C	D	F	TOTAL	
2020-2021	90.72% 88	7.22% 7	1.03% 1	1.03% 1	0.00% 0	21.95% 97	
2021-2022	92.73% 51	7.27% 4	0.00% 0	0.00% 0	0.00% 0	12.44% 55	
2022-2023	92.93% 92	5.05% 5	2.02% 2	0.00% 0	0.00% 0	22.40% 99	
2018-2019	85.19% 69	13.58% 11	1.23% 1	0.00% 0	0.00% 0	18.33% 81	
2019-2020	88.18% 97	10.91% 12	0.00% 0	0.91% 1	0.00% 0	24.89% 110	
The quality of instruction at SCS is sufficient.							
	A	B	C	D	F	TOTAL	
2020-2021	90.72% 88	8.25% 8	0.00% 0	1.03% 1	0.00% 0	21.95% 97	
2021-2022	90.91% 50	7.27% 4	1.82% 1	0.00% 0	0.00% 0	12.44% 55	
2022-2023	89.90% 89	8.08% 8	1.01% 1	1.01% 1	0.00% 0	22.40% 99	
2018-2019	86.42% 70	12.35% 10	1.23% 1	0.00% 0	0.00% 0	18.33% 81	
2019-2020	86.36% 95	11.82% 13	0.91% 1	0.91% 1	0.00% 0	24.89% 110	
The courses at SCS are offered at times I can take them.							
	A	B	C	D	F	TOTAL	
2020-2021	78.35% 76	11.34% 11	9.28% 9	1.03% 1	0.00% 0	21.95% 97	
2021-2022	81.82% 45	12.73% 7	5.45% 3	0.00% 0	0.00% 0	12.44% 55	
2022-2023	77.78% 77	19.19% 19	3.03% 3	0.00% 0	0.00% 0	22.40% 99	
2018-2019	71.60% 58	20.99% 17	3.70% 3	2.47% 2	1.23% 1	18.33% 81	
2019-2020	85.45% 94	10.00% 11	3.64% 4	0.00% 0	0.91% 1	24.89% 110	
The courses at SCS are offered in the modality (via Zoom, online, in person, &/or hybrid) that I can take them.							
	A	B	C	D	F	TOTAL	
2020-2021	90.72% 88	4.12% 4	5.15% 5	0.00% 0	0.00% 0	21.95% 97	
2021-2022	92.73% 51	3.64% 2	1.82% 1	1.82% 1	0.00% 0	12.44% 55	
2022-2023	91.92% 91	6.06% 6	2.02% 2	0.00% 0	0.00% 0	22.40% 99	
2018-2019	0.00% 0	0.00% 0	0.00% 0	0.00% 0	0.00% 0	0.00% 0	
2019-2020	0.00% 0	0.00% 0	0.00% 0	0.00% 0	0.00% 0	0.00% 0	

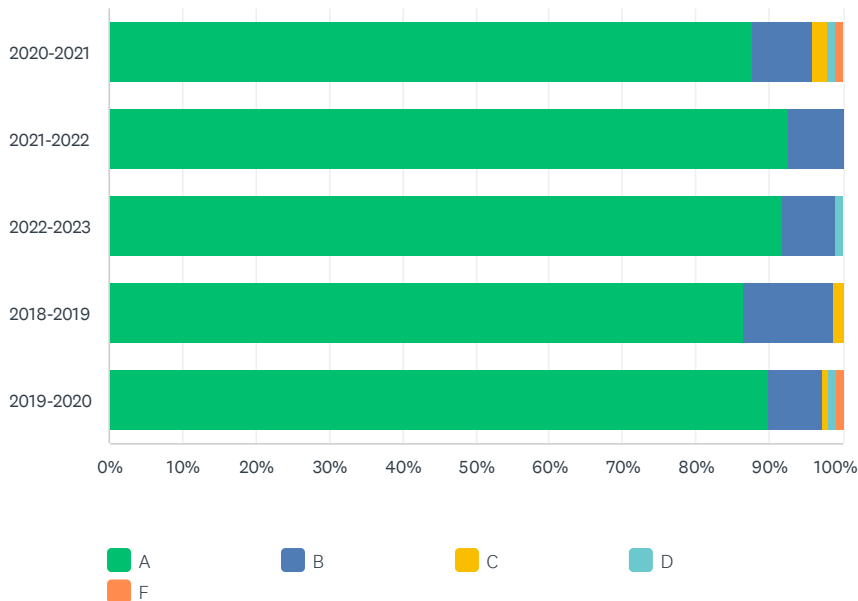
Survey of SCS Student Opinions

I am satisfied with my professor's use of Google Classroom.							
	A	B	C	D	F	TOTAL	
2020-2021	88.66% 86	8.25% 8	2.06% 2	1.03% 1	0.00% 0	21.95% 97	
2021-2022	89.09% 49	10.91% 6	0.00% 0	0.00% 0	0.00% 0	12.44% 55	
2022-2023	89.90% 89	7.07% 7	3.03% 3	0.00% 0	0.00% 0	22.40% 99	
2018-2019	88.89% 72	9.88% 8	1.23% 1	0.00% 0	0.00% 0	18.33% 81	
2019-2020	90.00% 99	9.09% 10	0.00% 0	0.91% 1	0.00% 0	24.89% 110	

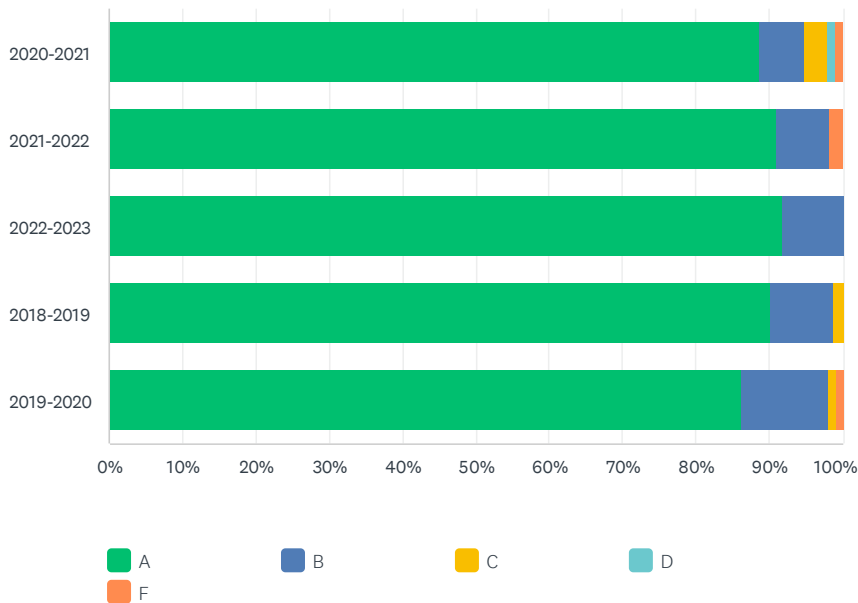
Q14 POLICIES AND RULES

Answered: 442 Skipped: 37

I am satisfied with the rules governing student conduct at SCS.

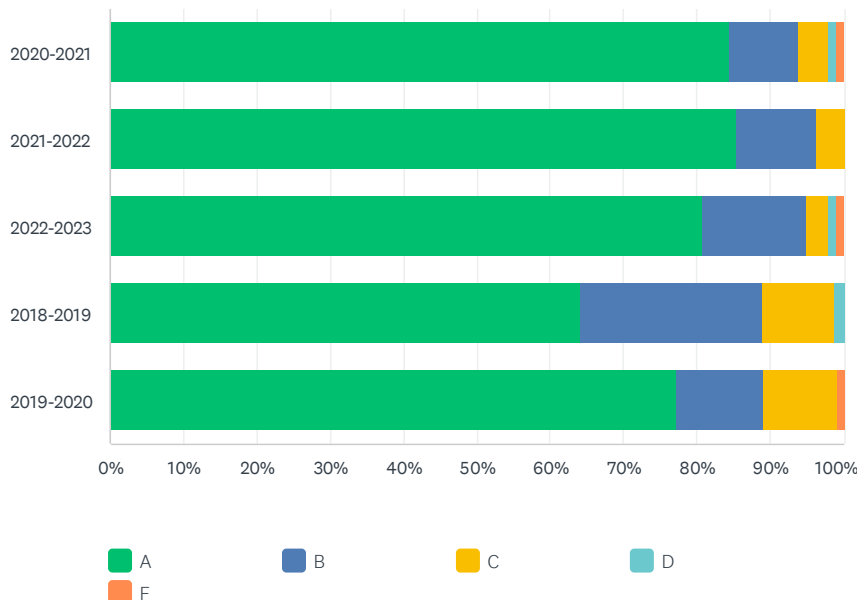


The academic probation and suspension policies are adequate.



Survey of SCS Student Opinions

As a student, I have a voice in SCS policies.

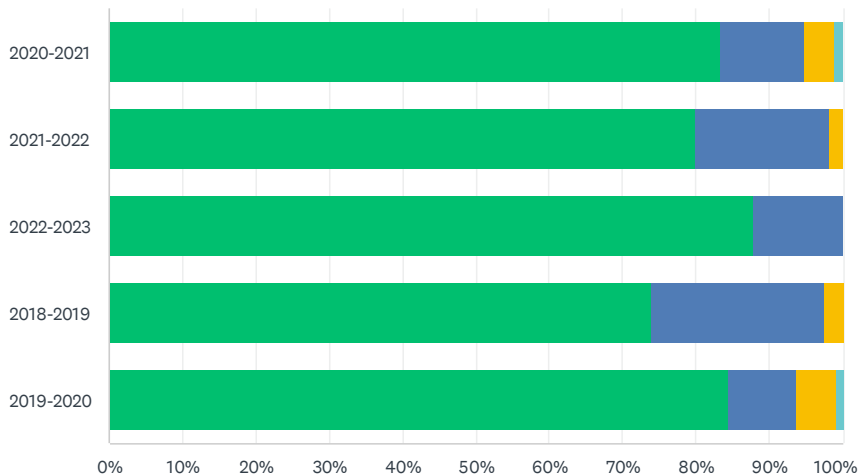


I am satisfied with the rules governing student conduct at SCS.												
	A	B	C	D	F	TOTAL						
2020-2021	87.63%	8.25%	2.06%	1.03%	1.03%	21.95%	85	8	2	1	1	97
2021-2022	92.73%	7.27%	0.00%	0.00%	0.00%	12.44%	51	4	0	0	0	55
2022-2023	91.92%	7.07%	0.00%	1.01%	0.00%	22.40%	91	7	0	1	0	99
2018-2019	86.42%	12.35%	1.23%	0.00%	0.00%	18.33%	70	10	1	0	0	81
2019-2020	90.00%	7.27%	0.91%	0.91%	0.91%	24.89%	99	8	1	1	1	110
The academic probation and suspension policies are adequate.												
	A	B	C	D	F	TOTAL						
2020-2021	88.66%	6.19%	3.09%	1.03%	1.03%	21.95%	86	6	3	1	1	97
2021-2022	90.91%	7.27%	0.00%	0.00%	1.82%	12.44%	50	4	0	0	1	55
2022-2023	91.92%	8.08%	0.00%	0.00%	0.00%	22.40%	91	8	0	0	0	99
2018-2019	90.12%	8.64%	1.23%	0.00%	0.00%	18.33%	73	7	1	0	0	81
2019-2020	86.36%	11.82%	0.91%	0.00%	0.91%	24.89%	95	13	1	0	1	110
As a student, I have a voice in SCS policies.												
	A	B	C	D	F	TOTAL						
2020-2021	84.54%	9.28%	4.12%	1.03%	1.03%	21.95%	82	9	4	1	1	97
2021-2022	85.45%	10.91%	3.64%	0.00%	0.00%	12.44%	47	6	2	0	0	55
2022-2023	80.81%	14.14%	3.03%	1.01%	1.01%	22.40%	80	14	3	1	1	99
2018-2019	64.20%	24.69%	9.88%	1.23%	0.00%	18.33%	52	20	8	1	0	81
2019-2020	77.27%	11.82%	10.00%	0.00%	0.91%	24.89%	85	13	11	0	1	110

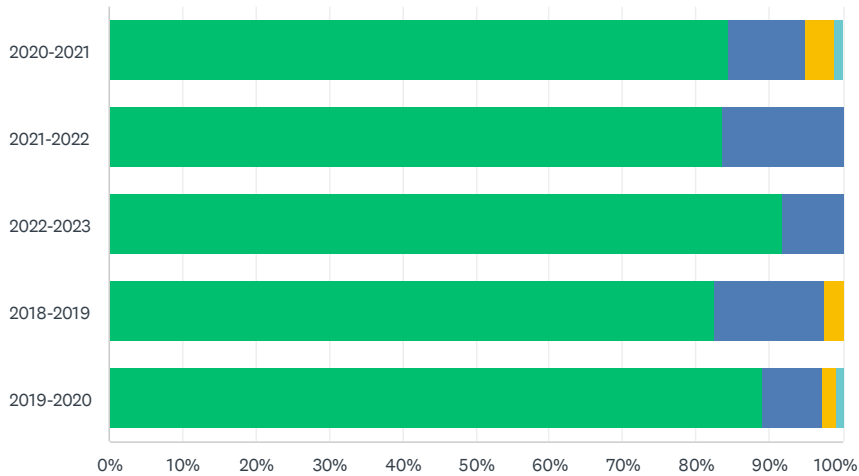
Q15 GENERAL

Answered: 442 Skipped: 37

I am satisfied with the usability of the SCS Academic catalog.

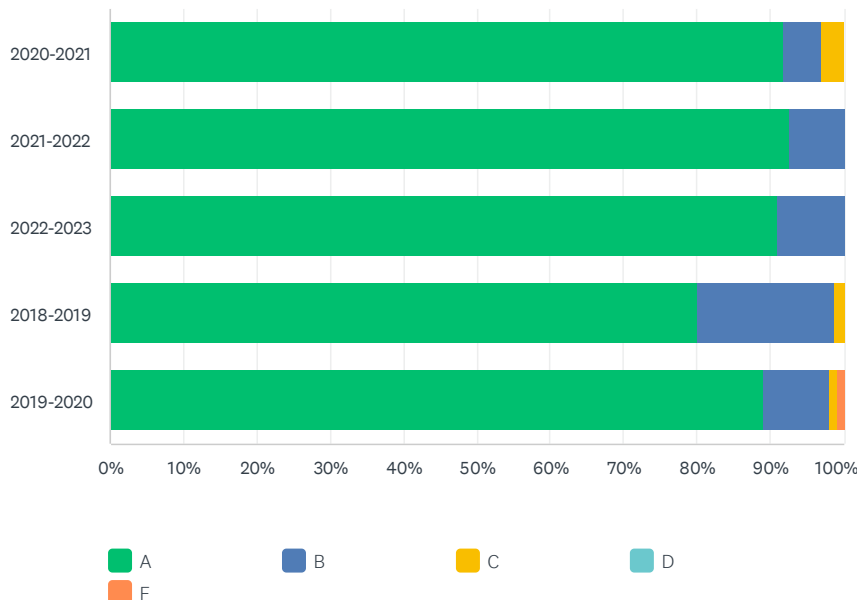


I am satisfied with the usability of published course schedules.



Survey of SCS Student Opinions

Your overall impression of SCS.

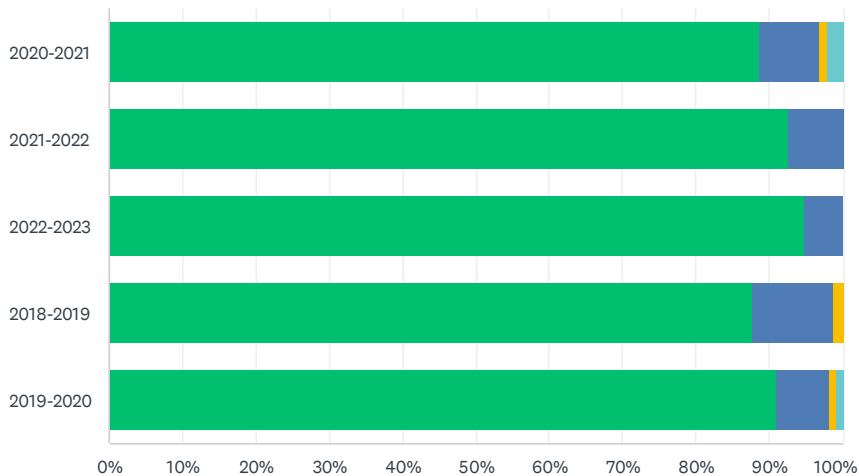


I am satisfied with the usability of the SCS Academic catalog.								
	A	B	C	D	F			TOTAL
2020-2021	83.51% 81	11.34% 11	4.12% 4	1.03% 1	0.00% 0			21.95% 97
2021-2022	80.00% 44	18.18% 10	1.82% 1	0.00% 0	0.00% 0			12.44% 55
2022-2023	87.88% 87	12.12% 12	0.00% 0	0.00% 0	0.00% 0			22.40% 99
2018-2019	74.07% 60	23.46% 19	2.47% 2	0.00% 0	0.00% 0			18.33% 81
2019-2020	84.55% 93	9.09% 10	5.45% 6	0.91% 1	0.00% 0			24.89% 110
I am satisfied with the usability of published course schedules.								
	A	B	C	D	F			TOTAL
2020-2021	84.54% 82	10.31% 10	4.12% 4	1.03% 1	0.00% 0			21.95% 97
2021-2022	83.64% 46	16.36% 9	0.00% 0	0.00% 0	0.00% 0			12.44% 55
2022-2023	91.92% 91	8.08% 8	0.00% 0	0.00% 0	0.00% 0			22.40% 99
2018-2019	82.72% 67	14.81% 12	2.47% 2	0.00% 0	0.00% 0			18.33% 81
2019-2020	89.09% 98	8.18% 9	1.82% 2	0.91% 1	0.00% 0			24.89% 110
Your overall impression of SCS.								
	A	B	C	D	F			TOTAL
2020-2021	91.75% 89	5.15% 5	3.09% 3	0.00% 0	0.00% 0			21.95% 97
2021-2022	92.73% 51	7.27% 4	0.00% 0	0.00% 0	0.00% 0			12.44% 55
2022-2023	90.91% 90	9.09% 9	0.00% 0	0.00% 0	0.00% 0			22.40% 99
2018-2019	80.25% 65	18.52% 15	1.23% 1	0.00% 0	0.00% 0			18.33% 81
2019-2020	89.09% 98	9.09% 10	0.91% 1	0.00% 0	0.91% 1			24.89% 110


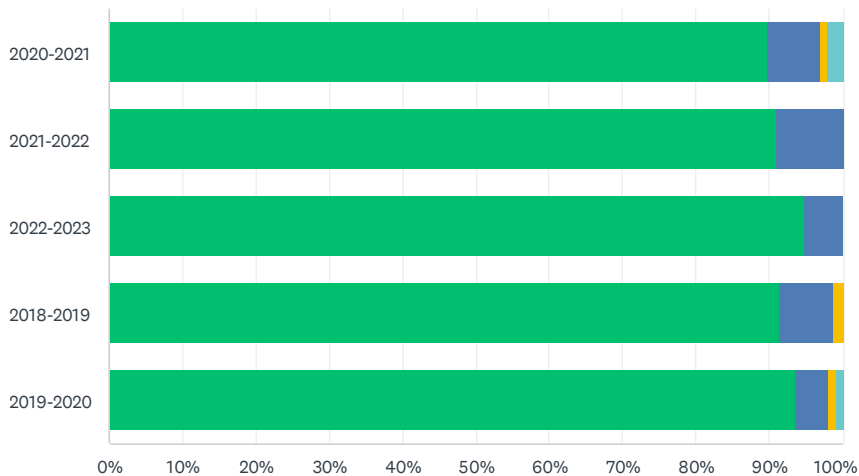
Q16 GENERAL BUSINESS OFFICE

Answered: 442 Skipped: 37

The assistance provided by the business office staff meets my needs as a student.

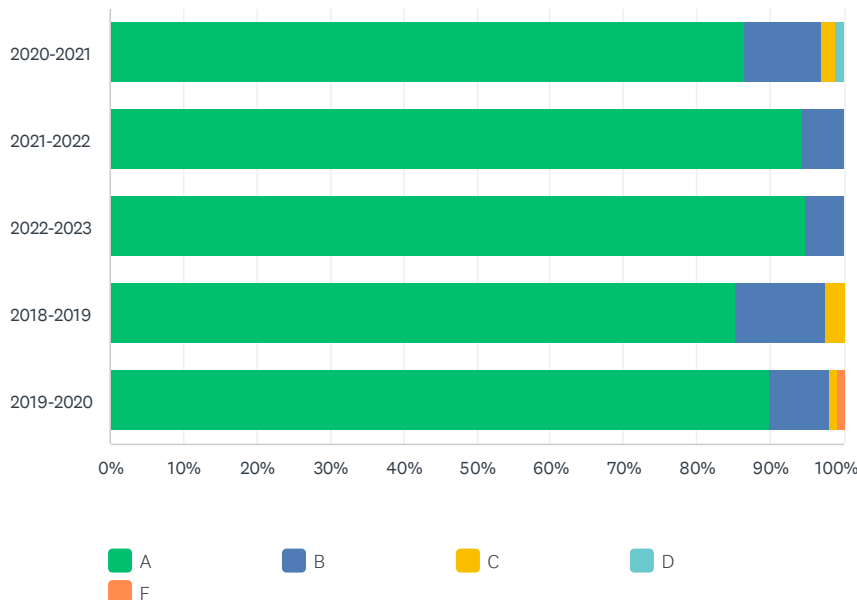


When I need something in the business office, I feel that the business office staff u...



Survey of SCS Student Opinions

The hours of operation of the business office are sufficient for my needs.



The assistance provided by the business office staff meets my needs as a student.

	A	B	C	D	F	TOTAL
2020-2021	88.66% 86	8.25% 8	1.03% 1	2.06% 2	0.00% 0	21.95% 97
2021-2022	92.73% 51	7.27% 4	0.00% 0	0.00% 0	0.00% 0	12.44% 55
2022-2023	94.95% 94	5.05% 5	0.00% 0	0.00% 0	0.00% 0	22.40% 99
2018-2019	87.65% 71	11.11% 9	1.23% 1	0.00% 0	0.00% 0	18.33% 81
2019-2020	90.91% 100	7.27% 8	0.91% 1	0.91% 1	0.00% 0	24.89% 110

When I need something in the business office, I feel that the business office staff understands my needs and helps solve the problem.

	A	B	C	D	F	TOTAL
2020-2021	89.69% 87	7.22% 7	1.03% 1	2.06% 2	0.00% 0	21.95% 97
2021-2022	90.91% 50	9.09% 5	0.00% 0	0.00% 0	0.00% 0	12.44% 55
2022-2023	94.95% 94	5.05% 5	0.00% 0	0.00% 0	0.00% 0	22.40% 99
2018-2019	91.36% 74	7.41% 6	1.23% 1	0.00% 0	0.00% 0	18.33% 81
2019-2020	93.64% 103	4.55% 5	0.91% 1	0.91% 1	0.00% 0	24.89% 110

The hours of operation of the business office are sufficient for my needs.

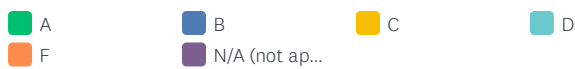
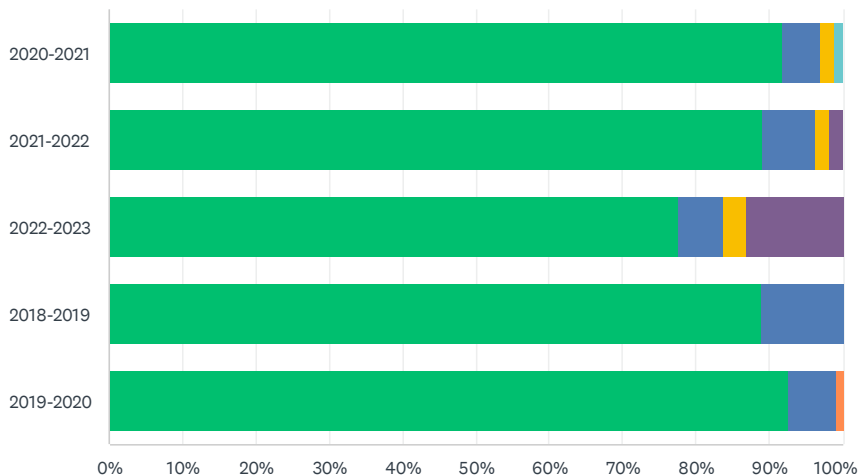
	A	B	C	D	F	TOTAL
2020-2021	86.60% 84	10.31% 10	2.06% 2	1.03% 1	0.00% 0	21.95% 97
2021-2022	94.55% 52	5.45% 3	0.00% 0	0.00% 0	0.00% 0	12.44% 55
2022-2023	94.95% 94	5.05% 5	0.00% 0	0.00% 0	0.00% 0	22.40% 99
2018-2019	85.19% 69	12.35% 10	2.47% 2	0.00% 0	0.00% 0	18.33% 81
2019-2020	90.00% 99	8.18% 9	0.91% 1	0.00% 0	0.91% 1	24.89% 110

Q17 MINISTRY FORMATION PROGRAM Ministry Formation at SCS is a process of engaging the Holy Spirit through integrating educational learning experiences into praxis.

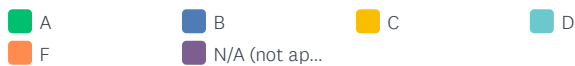
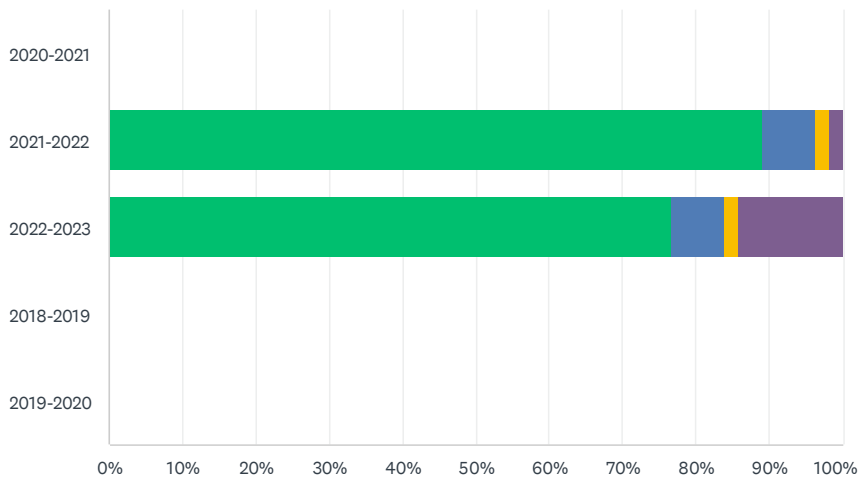
The process of ministry formation at SCS encourages the development of continued education for students to participate in activities benefiting their spiritual life and ministry.

Answered: 442 Skipped: 37

I am able to use what I learned in the classroom at SCS in my ministry and/or service...

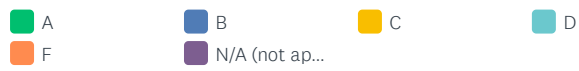
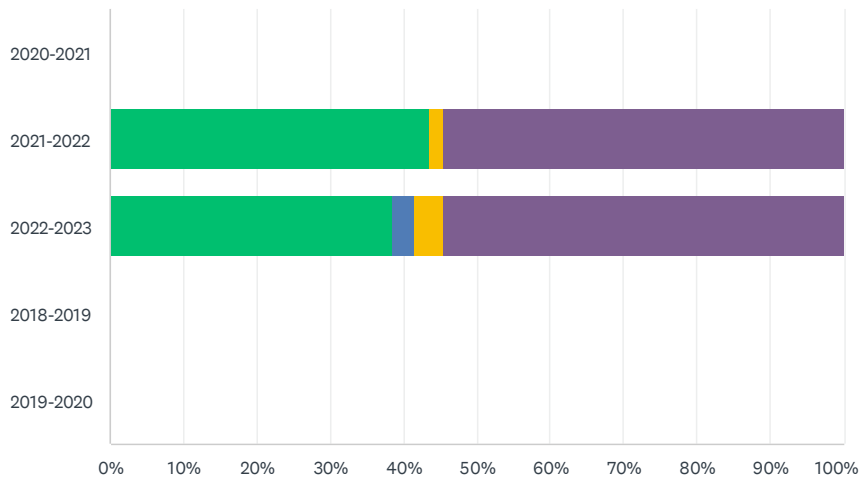


The educational process at Stark caused me to reflect on my ministry formation.

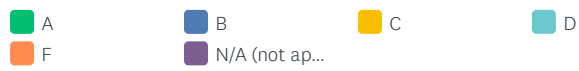
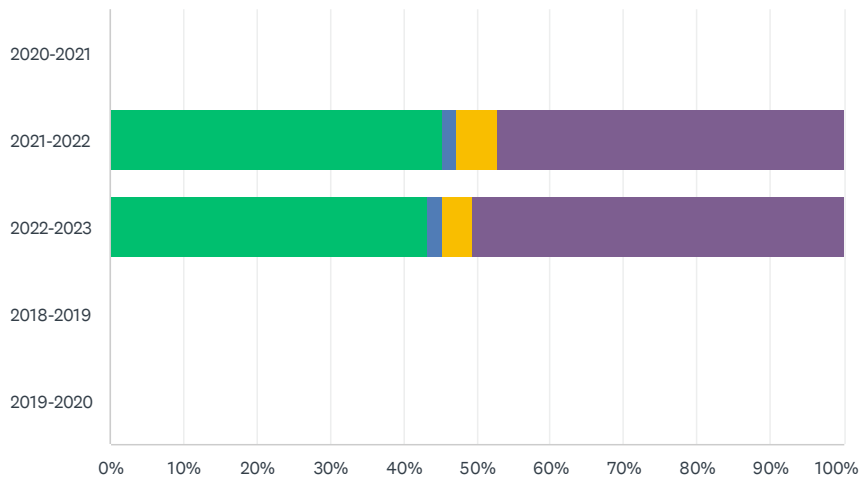


Survey of SCS Student Opinions

Capstone prepared me to serve in ministry and/or the community.

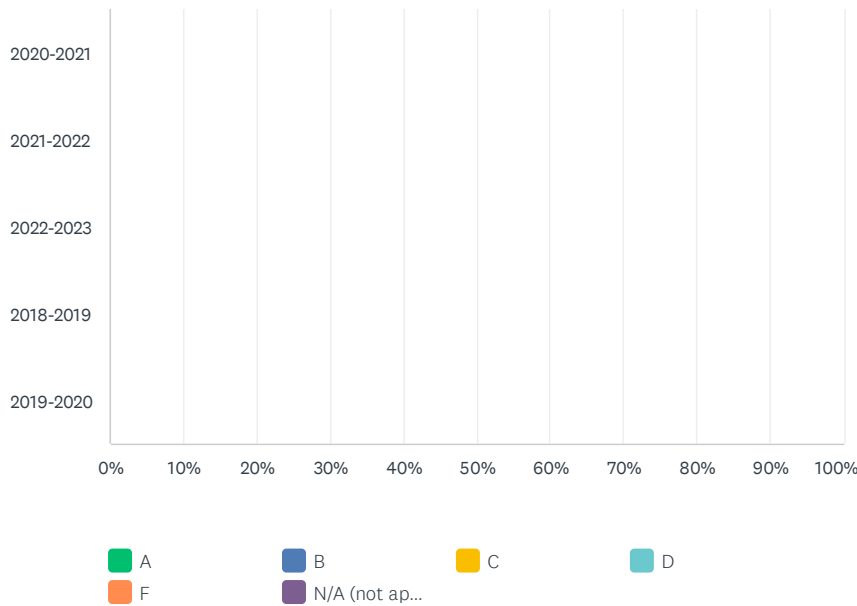


Supervised Ministry prepared me to serve in ministry and/or the community.



Survey of SCS Student Opinions

I am satisfied with the SCS's effort to provide a Ministry Formation program.



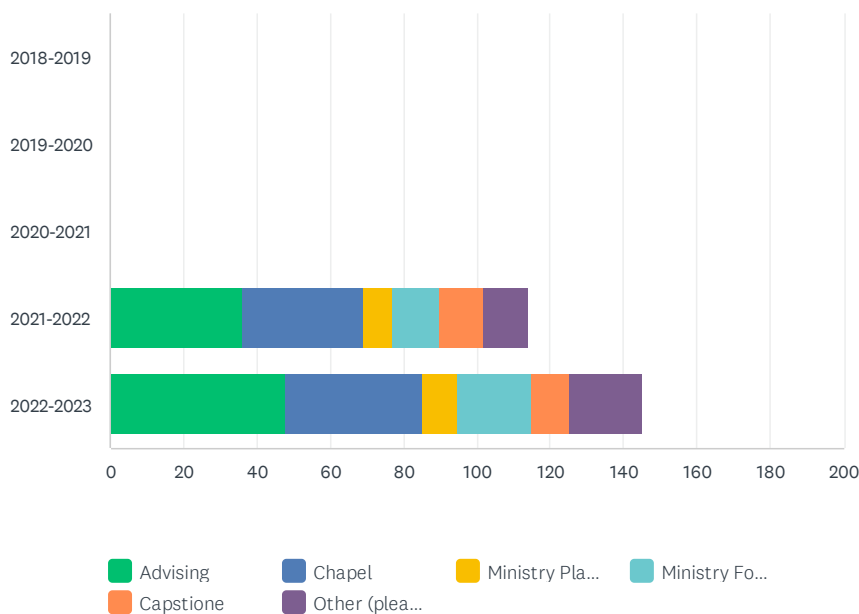
I am able to use what I learned in the classroom at SCS in my ministry and/or service to the community.								
	A	B	C	D	F	N/A (NOT APPLICABLE)	TOTAL	
2020-2021	91.75% 89	5.15% 5	2.06% 2	1.03% 1	0.00% 0	0.00%	0.00% 0	21.95% 97
2021-2022	89.09% 49	7.27% 4	1.82% 1	0.00% 0	0.00% 0	1.82% 1	12.44% 55	
2022-2023	77.78% 77	6.06% 6	3.03% 3	0.00% 0	0.00% 0	13.13% 13	22.40% 99	
2018-2019	88.89% 72	11.11% 9	0.00% 0	0.00% 0	0.00% 0	0.00% 0	18.33% 81	
2019-2020	92.73% 102	6.36% 7	0.00% 0	0.00% 0	0.91% 1	0.00% 0	24.89% 110	
The educational process at Stark caused me to reflect on my ministry formation.								
	A	B	C	D	F	N/A (NOT APPLICABLE)	TOTAL	
2020-2021	0.00% 0	0.00% 0	0.00% 0	0.00% 0	0.00% 0	0.00% 0	0.00% 0	0.00% 0
2021-2022	89.09% 49	7.27% 4	1.82% 1	0.00% 0	0.00% 0	1.82% 1	12.44% 55	
2022-2023	76.77% 76	7.07% 7	2.02% 2	0.00% 0	0.00% 0	14.14% 14	22.40% 99	
2018-2019	0.00% 0	0.00% 0	0.00% 0	0.00% 0	0.00% 0	0.00% 0	0.00% 0	
2019-2020	0.00% 0	0.00% 0	0.00% 0	0.00% 0	0.00% 0	0.00% 0	0.00% 0	
Capstone prepared me to serve in ministry and/or the community.								
	A	B	C	D	F	N/A (NOT APPLICABLE)	TOTAL	
2020-2021	0.00% 0	0.00% 0	0.00% 0	0.00% 0	0.00% 0	0.00% 0	0.00% 0	0.00% 0
2021-2022	43.64% 24	0.00% 0	1.82% 1	0.00% 0	0.00% 0	54.55% 30	12.44% 55	
2022-2023	38.38% 38	3.03% 3	4.04% 4	0.00% 0	0.00% 0	54.55% 54	22.40% 99	
2018-2019	0.00% 0	0.00% 0	0.00% 0	0.00% 0	0.00% 0	0.00% 0	0.00% 0	
2019-2020	0.00% 0	0.00% 0	0.00% 0	0.00% 0	0.00% 0	0.00% 0	0.00% 0	

Survey of SCS Student Opinions

Supervised Ministry prepared me to serve in ministry and/or the community.							
	A	B	C	D	F	N/A (NOT APPLICABLE)	TOTAL
2020-2021	0.00% 0	0.00% 0	0.00% 0	0.00% 0	0.00% 0		0.00% 0
2021-2022	45.45% 25	1.82% 1	5.45% 3	0.00% 0	0.00% 0		47.27% 26
2022-2023	43.43% 43	2.02% 2	4.04% 4	0.00% 0	0.00% 0		50.51% 50
2018-2019	0.00% 0	0.00% 0	0.00% 0	0.00% 0	0.00% 0		0.00% 0
2019-2020	0.00% 0	0.00% 0	0.00% 0	0.00% 0	0.00% 0		0.00% 0
I am satisfied with the SCS's effort to provide a Ministry Formation program.							
	A	B	C	D	F	N/A (NOT APPLICABLE)	TOTAL
2020-2021	0.00% 0	0.00% 0	0.00% 0	0.00% 0	0.00% 0		0.00% 0
2021-2022	0.00% 0	0.00% 0	0.00% 0	0.00% 0	0.00% 0		0.00% 0
2022-2023	0.00% 0	0.00% 0	0.00% 0	0.00% 0	0.00% 0		0.00% 0
2018-2019	0.00% 0	0.00% 0	0.00% 0	0.00% 0	0.00% 0		0.00% 0
2019-2020	0.00% 0	0.00% 0	0.00% 0	0.00% 0	0.00% 0		0.00% 0

Q18 Which of the following Ministry Formation Program initiatives were the most significant to you while enrolled at SCS? (You may choose more than one.)

Answered: 154 Skipped: 325



	ADVISING	CHAPEL	MINISTRY PLACEMENT	MINISTRY FORMATION GROUPS	CAPSTONE	OTHER (PLEASE SPECIFY)	TOTAL
2018-2019	0.00% 0	0.00% 0	0.00% 0	0.00% 0	0.00% 0	0.00% 0	0.00% 0
2019-2020	0.00% 0	0.00% 0	0.00% 0	0.00% 0	0.00% 0	0.00% 0	0.00% 0
2020-2021	0.00% 0	0.00% 0	0.00% 0	0.00% 0	0.00% 0	0.00% 0	0.00% 0
2021-2022	65.45% 36	60.00% 33	14.55% 8	23.64% 13	21.82% 12	21.82% 12	74.03% 114
2022-2023	48.48% 48	37.37% 37	10.10% 10	20.20% 20	10.10% 10	20.20% 20	94.16% 145
Total Respondents	84	70	18	33	22	32	154

Q19 If you have taken the Capstone &/or Supervised Ministry Course, what would you like to see improved?

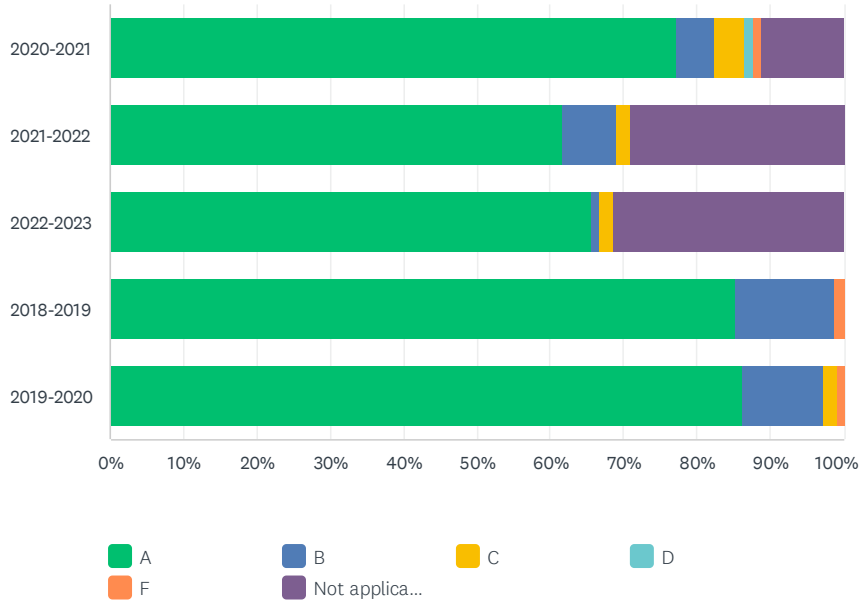
Answered: 154 Skipped: 325

	IF YOU HAVE TAKEN THE CAPSTONE &/OR SUPERVISED MINISTRY COURSE, WHAT WOULD YOU LIKE TO SEE IMPROVED?	TOTAL
2018-2019	0.00% 0	0.00% 0
2019-2020	0.00% 0	0.00% 0
2020-2021	0.00% 0	0.00% 0
2021-2022	100.00% 55	35.71% 55
2022-2023	100.00% 99	64.29% 99
Total Respondents	154	154

Q20 FACILITIES

Answered: 442 Skipped: 37

SCS campus grounds and facilities are adequately and attractively maintained.



SCS campus grounds and facilities are adequately and attractively maintained.							
	A	B	C	D	F	NOT APPLICABLE OR I'M A VIDEO/ONLINE ONLY STUDENT	TOTAL
2020-2021	77.32% 75	5.15% 5	4.12% 4	1.03% 1	1.03% 1	11.34% 11	21.95% 97
2021-2022	61.82% 34	7.27% 4	1.82% 1	0.00% 0	0.00% 0	29.09% 16	12.44% 55
2022-2023	65.66% 65	1.01% 1	2.02% 2	0.00% 0	0.00% 0	31.31% 31	22.40% 99
2018-2019	85.19% 69	13.58% 11	0.00% 0	0.00% 0	1.23% 1	0.00% 0	18.33% 81
2019-2020	86.36% 95	10.91% 12	1.82% 2	0.00% 0	0.91% 1	0.00% 0	24.89% 110

Q21 What one thing could be done to improve SCS?

Answered: 428 Skipped: 51

	WHAT ONE THING COULD BE DONE TO IMPROVE SCS?		TOTAL
2018-2019		100.00% 80	18.69% 80
2019-2020		100.00% 108	25.23% 108
2020-2021		100.00% 93	21.73% 93
2021-2022		100.00% 54	12.62% 54
2022-2023		100.00% 93	21.73% 93
Total Respondents	428		428

Q22 Is there anything else you would like to share with the SCS administration?

Answered: 361 Skipped: 118

	IS THERE ANYTHING ELSE YOU WOULD LIKE TO SHARE WITH THE SCS ADMINISTRATION?		TOTAL
2018-2019		100.00% 61	16.90% 61
2019-2020		100.00% 89	24.65% 89
2020-2021		100.00% 76	21.05% 76
2021-2022		100.00% 49	13.57% 49
2022-2023		100.00% 86	23.82% 86
Total Respondents	361		361

Survey of SCS Student Opinions

Q23 Do you know of any potential individuals that we should recruit? If you have been impacted positively through your time at SCS and know of someone who might also benefit from the courses we offer, please list their NAMES and PHONE NUMBERS or EMAIL ADDRESSES in the spaces below.

Answered: 60 Skipped: 419

	1.	2.	3.	4.	5.	TOTAL
2018-2019	100.00% 8	75.00% 6	37.50% 3	37.50% 3	37.50% 3	38.33% 23
2019-2020	100.00% 13	61.54% 8	53.85% 7	30.77% 4	30.77% 4	60.00% 36
2020-2021	100.00% 13	53.85% 7	30.77% 4	30.77% 4	23.08% 3	51.67% 31
2021-2022	100.00% 6	33.33% 2	16.67% 1	16.67% 1	16.67% 1	18.33% 11
2022-2023	100.00% 20	50.00% 10	45.00% 9	30.00% 6	20.00% 4	81.67% 49
Total Respondents	60	33	24	18	15	60